



Queensland Wheels & Castors

Keeping Your Business Rolling

ABN 38 851 646 394

E: sales@qldwheelsandcastors.com.au
W: www.qldwheelsandcastors.com.au

P.O. Box 3014,
Unit 2, 47A Tiger Street
West Ipswich Qld 4305

M: **0419 411 880**

F: **(07) 3282 7611**



WHEELS, CASTORS & ACCESSORIES

CATALOGUE

2014 ISSUE

CONTENTS

	LOAD RATING (MAX)	DESCRIPTION	
CASTOR GENERAL INFORMATION	N/A	CASTOR MOUNTING & CARE	1
	N/A	CASTOR CODE LEGEND - FOR LIGHT, MEDIUM & HEAVY DUTY CASTORS ONLY	2
LIGHT DUTY CASTORS	25KGS	F SERIES FURNITURE CASTORS	3
	40KGS	L SERIES CASTORS	4
	80KGS	K SERIES CASTORS	5
	150KGS	M SERIES CASTORS - PLATE MOUNT	6
	150KGS	M SERIES CASTORS - BOLT HOLE MOUNT	7
	150KGS	MS SERIES CASTORS - STAINLESS STEEL	8
	110KGS	I SERIES CASTORS - MEDICAL / INSTITUTIONAL	9
	100KGS	C SERIES CASTORS - MEDICAL / INSTITUTIONAL	10
MEDIUM DUTY CASTORS	N/A	ACCESSORIES - C SERIES CASTORS	11
	500KGS	M & H SERIES CASTORS - HEATMASTER	12
	250KGS	J SERIES CASTORS	13
	300KGS	J2 SERIES CASTORS	14
	500KGS	S SERIES CASTORS	15
HEAVY DUTY CASTORS	550KGS	H SERIES CASTORS	16
	500KGS	S SERIES CASTORS	17
	550KGS	H SERIES CASTORS	18
ACCESSORIES FOR LIGHT, MEDIUM, & HEAVY DUTY CASTORS	N/A	ACCESSORIES - NUTS, BOLTS, AND SPACERS	19
	N/A	ACCESSORIES - EXPANDING ADAPTORS	20
	N/A	ACCESSORIES - LIFT UP & FRICTION STYLE FLOOR LOCKS FOR STOPPING TROLLEY MOVEMENT	21
	N/A	ACCESSORIES - BUMPERS & BUFFERS	22

Your Partner Keeping Industry Rolling

Queensland Wheels and Castors: Unit 2, 47A Tiger Street, West Ipswich Qld 4305

CONTENTS

	LOAD RATING (MAX)	DESCRIPTION	PAGE #
PNEUMATIC CASTORS	200KGS	P SERIES PNEUMATIC CASTORS	25
SOLID RUBBER WHEELS	300KGS	SOLID RUBBER WHEELS	26
	N/A	PREMIUM XHEAVY DUTY RANGE	27
	650KGS	GHKE SERIES CASTORS - PREMIUM HEAVY DUTY	28
	1500KGS	GRDE SERIES CASTORS - PREMIUM HEAVY DUTY	29
			30
	2000KGS	ABLP SERIES CASTORS - PREMIUM HEAVY DUTY	31
			32
PREMIUM HEAVY DUTY CASTORS & WHEELS	7500KGS	ABE50 & ABE75 SERIES CASTORS - PREMIUM HEAVY DUTY	33
			34
	11500KGS	DABE75 & DABE100 SERIES CASTORS - PREMIUM HEAVY DUTY	35
	1000KGS	JACKING CASTORS - PREMIUM HEAVY DUTY	36
			37
	N/A	WHEELS & ROLLERS FOR PREMIUM HEAVY DUTY CASTORS	38
			39
	N/A	ACCESSORIES - PREMIUM HEAVY DUTY CASTORS	40
	N/A	ABOUT PNEUMATIC WHEELS	41
PNEUMATIC & FOAM FILLED WHEELS	230KGS	PNEUMATIC WHEELS - 1 & 2 PIECE STEEL RIM	42
	150KGS	PNEUMATIC WHEELS - 1 PIECE POLYPROPYLENE RIM	43
	220KGS	FOAM FILLED WHEELS - 2 PIECE STEEL RIM	44
	N/A	ABOUT GREY TYRES & TUBES FOR SCOOTERS, MOBILITY DEVICES AND WHEELCHAIRS	45
GREY NON MARKING TYRES	N/A	FOAM FILLED & SOLID WHEELS - GREY TYRES & TUBES FOR SCOOTERS, MOBILITY DEVICES AND WHEELCHAIRS	46
	N/A	PNEUMATIC WHEELS - GREY TYRES & TUBES FOR SCOOTERS, MOBILITY DEVICES AND WHEELCHAIRS	47
TRADING TERMS & PRODUCT WARRANTY	N/A	TRADING TERMS, PRODUCT WARRANTY, RETURNS, RELATIONSHIP	48

Your Partner Keeping Industry Rolling

Queensland Wheels and Castors: Unit 2, 47A Tiger Street, West Ipswich Qld 4305

CASTOR MOUNTING & CARE

RECOMMENDED CASTOR MOUNTING CONFIGURATIONS AND MAINTENANCE TIPS

• CARE & MAINTENANCE - REGULAR CHECKING & MAINTENANCE WILL EXTEND THE WORKING LIFE OF CASTORS & WHEELS

- REGULAR INSPECTIONS FOR WEAR & DAMAGE MAY PREVENT BREAKAGE & HARM
- WITH CASTORS THAT ARE USED CONSTANTLY, IT IS ADVISABLE TO CHECK THE AXLE BOLT & NUT FOR TIGHTNESS EACH TIME THE CASTOR BEARING & RACEWAYS ARE GREASED
- CASTORS & WHEELS THAT ARE CONSTANTLY EXPOSED TO THE ELEMENTS OR EXTREME WORKING CONDITIONS MAY REQUIRE MORE FREQUENT CHECKS & MAINTENANCE
- MOST WHEEL BEARINGS ARE SEALED & SHOULD NOT REQUIRE MAINTENANCE DURING THEIR WORKING LIFE
- HEAVY DUTY CASTOR BEARING RACEWAYS ARE NORMALLY FITTED WITH A GREASE NIPPLE - REGREASE WITH MULTI-PURPOSE BEARING GREASE REGULARLY ACCORDING TO USE
- IN HIGH TEMPERATURE APPLICATIONS A SUITABLE HIGH TEMPERATURE SYNTHETIC GREASE SHOULD BE USED
- IF CASTORS & WHEELS ARE LIKELY TO BE EXPOSED TO CHEMICALS, SOLVENTS, HIGH OR LOW TEMPERATURES, PLEASE CHECK FIRST WITH YOUR DISTRIBUTOR OR A QHDC REPRESENTATIVE FOR FURTHER INFORMATION



• MOUNTING

	RIGID CASTOR	SWIVEL CASTOR	2 X SWIVEL 2 X RIGID	4 X SWIVEL	4 X SWIVEL 1 X RIGID	2 X SWIVEL 2 X RIGID	4 X SWIVEL 2 X RIGID
STEERING	GOOD CONTROL OVER STEERING WHEN PUSHED OR PULLED - IDEAL FOR AISLES & PASSAGES WITH SHORT WHEEL BASE	IDEAL FOR EVEN LOADING ON SMOOTH LEVEL SURFACES - DIFFICULT ON SLOPING & UNEVEN SURFACES	IDEAL WHEN CASTORS ARE SPACED WIDE APART	GOOD WHEN CASTORS ARE SPACED WIDE APART - AVOID ON TROLLEYS WITH NARROW BASE WIDTH	5TH MIDDLE WHEEL AIDS DIRECTIONAL CONTROL - GOOD COMPROMISE WITH MANOEUVRABILITY	GOOD CONTROL PROVIDED BY CENTRALLY MOUNTED RIGID CASTORS	GOOD CONTROL PROVIDED BY CENTRALLY MOUNTED RIGID CASTORS
STEERING					SUITABLE FOR SMOOTH LEVEL SURFACES - MAY BECOME UNSTABLE ON UNEVEN GROUND	GOOD WHEN CENTRE WHEELS ARE MOUNTED WIDE APART & LOAD IS DISTRIBUTED WIDE APART	VERY STABLE ON SMOOTH LEVEL SURFACES - IDEAL FOR HEAVY LOADS - NOT IDEAL FOR UNEVEN GROUND
MANOEUVRABILITY	REASONABLE - NOT IDEAL FOR CONFINED SPACES	THE ULTIMATE SETUP FOR MAXIMUM MANOEUVRABILITY			TROLLEY CAN BE TURNED WITHIN OWN LENGTH - 5TH WHEEL RESTRICTS SIDEWAYS MOVEMENT	GOOD - TROLLEY CAN BE TURNED WITHIN OWN LENGTH	GOOD - TROLLEY CAN BE TURNED WITHIN OWN LENGTH

Your Partner Keeping Industry Rolling

Queensland Wheels and Castors: Unit 2, 47A Tiger Street, West Ipswich Qld 4305

CASTOR CODE LEGEND

FOR LIGHT, MEDIUM & HEAVY DUTY CASTORS ONLY

ASSEMBLED CASTOR CODE EXAMPLE (MZST10032-BPB)

CASTOR FORK				WHEEL & BEARING				
M	Z	S	T	100	32	-	BP	B
CASTOR SERIES	CASTOR FRAME FINISH	MOUNTING TYPE	BRAKE TYPE	WHEEL DIAMETER	WHEEL TREAD WIDTH		WHEEL TYPE	BEARING / BUSHING / BORE TYPE

• MOUNTING TYPES / CASTOR FRAMES WITH & WITHOUT BRAKE

R	PLATE MOUNTING RIGID (NO BRAKE)
S	PLATE MOUNTING SWIVEL (NO BRAKE)
ST	PLATE MOUNTING SWIVEL WITH WHEEL AND DIRECTIONAL (TOTAL) LOCKING BRAKE
SD	PLATE MOUNTING SWIVEL WITH DIRECTIONAL ONLY LOCKING
SW	PLATE MOUNT SWIVEL WITH WHEEL ONLY LOCKING BRAKE
H	BOLT HOLE MOUNTING SWIVEL (NO BRAKE)
HT	BOLT HOLE MOUNTING SWIVEL WITH WHEEL AND DIRECTIONAL (TOTAL) LOCKING BRAKE
HD	BOLT HOLE MOUNTING SWIVEL WITH DIRECTIONAL (ONLY) LOCKING
HW	BOLT HOLE MOUNTING WITH WHEEL ONLY LOCKING BRAKE

• MATERIALS

PP	HIGH DENSITY POLYPROPYLENE
N	NYLON 6 (POLYAMIDE)
TPE	THERMOPLASTIC ELASTOMER 82-85 SHORE A
B	ELASTIC BLUE RUBBER 70-73 SHORE A
TPU	THERMOPLASTIC POLYURETHANE 90-94 SHORE A
UE	ELASTIC BLUE POLYURETHANE - 82 SHORE A
UC	CUSHION BLUE POLYURETHANE - 72 SHORE A
PU	PREMIUM CAST POLYURETHANE - 93 SHORE A
EE	COMPRESSION MOULDED HIGH TEMP PHENOLIC RESIN
H	COMPRESSION MOULDED HIGH TEMPERATURE RUBBER
A	ALUMINIUM
Z	ZINC PLATED STEEL
S	STAINLESS STEEL

• WHEEL TYPES

BP	HI RES BLUE RUBBER / POLYPROPYLENE
TP	THERMOPLASTIC ELASTOMER / POLYPROPYLENE
NN	NYLON / NYLON
UP	POLYURETHANE / POLYPROPYLENE
UPR	POLYURETHANE (ROUNDED PROFILE) / POLYPROPYLENE
UEN	ELASTIC POLYURETHANE / NYLON
UCN	CUSHION POLYURETHANE / NYLON
EE	HEAT RESISTANT PHENOLIC RESIN / HEAT RESISTANT PHENOLIC RESIN
HA	HEAT RESISTANT RUBBER / ALUMINIUM

• BEARING / BUSHING / BORE TYPES

P	PLAIN BORE
I	DELTRIN BUSHINGS & POM AXLE SPACERS
R	ROLLER BEARING
B	PRECISION BALL BEARING
SR	STAINLESS STEEL ROLLER BEARING
SB	STAINLESS STEEL PRECISION BEARING
TH	TOP HAT BUSHINGS



Your Partner Keeping Industry Rolling

Queensland Wheels and Castors: Unit 2, 47A Tiger Street, West Ipswich Qld 4305

F SERIES FURNITURE CASTORS

LIGHT DUTY - UP TO 25kgs LOAD RATING



PLATE MOUNT

THREADED STEM MOUNT










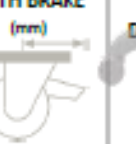









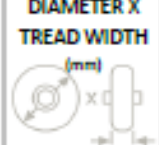
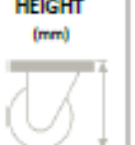


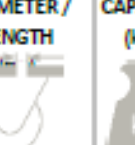








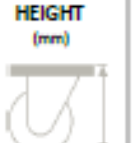

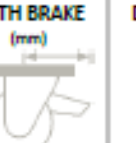
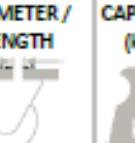

GRIP NECK STEM MOUNT

BRAKE

WITHOUT BRAKE

SMALL TWIN WHEEL LIGHT DUTY CASTORS

- 25kgs LOAD RATING PER CASTOR
- WHEELS AND HOUSING MADE FROM HIGH DENSITY POLY PROPYLENE
- IDEAL FOR OFFICE CHAIRS & FURNITURE
- PLATE, THREADED STEM & GRIP NECK STEM MOUNTING OPTIONS AVAILABLE
- ALL MODELS AVAILABLE WITH OR WITHOUT BRAKE

• F SERIES CASTORS		• ASSEMBLED CASTOR CODES				• SPECIFICATIONS						
MOUNTING TYPE	WHEEL TYPE	RIGID	SWIVEL	DIRECTIONAL LOCKING	WHEEL BRAKING	WHEEL DIAMETER X TREAD WIDTH (mm)	OVERALL HEIGHT (mm)	SWIVEL RADIUS (mm)	SWIVEL RADIUS WITH BRAKE (mm)	MOUNTING PLATE DIMENSIONS (mm)	BOLT HOLE CENTRES (mm)	LOAD CAPACITY (kgs)
												
PLATE MOUNT	TWIN PP WHEEL	N/A	FNS050X2-NNN	N/A	FNSW05020X2-NNN	50 X 45	65	46	57	38 X 38	26 X 26	25
												
THREADED STEM MOUNT	TWIN PP WHEEL	N/A	FN1T050X2-NNN	N/A	FN1TW050X2-NNN	50 X 45	65	46	57	10 X 15		25
												
GRIP NECK STEM & SOCKET MOUNT	TWIN PP WHEEL	N/A	FN1G050X2-NNN	N/A	FN1GW050X20-NNN	50 X 45	65	46	57	8 X 38		25

Your Partner Keeping Industry Rolling

Queensland Wheels and Castors: Unit 2, 47A Tiger Street, West Ipswich Qld 4305

L SERIES CASTORS

LIGHT DUTY - UP TO 40kgs LOAD RATING



SMALL LIGHT DUTY CASTORS

- 40kgs LOAD RATING PER CASTOR
- DOUBLE BALL RACE
- STRONG PRESSED STEEL CONSTRUCTION
- ZINC PLATE FINISH
- NYLON OR TPE WHEELS (AVAILABLE SEPERATELY)
- PLATE & BOLT HOLE MOUNTING STYLES
- M10 THREADED STEM (INDENT ONLY)

L SERIES CASTORS		ASSEMBLED CASTOR CODES				SPECIFICATIONS						
MOUNTING TYPE	WHEEL TYPE	RIGID	SWIVEL	DIRECTIONAL LOCKING	WHEEL BRAKING	WHEEL DIAMETER X TREAD WIDTH (mm)	OVERALL HEIGHT (mm)	SWIVEL RADIUS (mm)	SWIVEL RADIUS WITH BRAKE (mm)	MOUNTING PLATE DIMENSIONS (mm)	BOLT HOLE CENTRES (mm)	LOAD CAPACITY (kgs)
ZINC COATED PLATE MOUNT	NYLON	N/A	LZS05020-NNP	N/A	LZSW05020-NNP	50 X 20	72	50	69	50 X 50	36 X 36 (6.2)	40
	TPE	N/A	LZS05020-TPP	N/A	LZSW05020-TPP	50 X 20	72	50	69	50 X 50	36 X 36 (6.2)	40

L SERIES CASTORS		ASSEMBLED CASTOR CODES				SPECIFICATIONS					
MOUNTING TYPE	WHEEL TYPE	RIGID	SWIVEL	DIRECTIONAL LOCKING	WHEEL BRAKING	WHEEL DIAMETER X TREAD WIDTH (mm)	OVERALL HEIGHT (mm)	SWIVEL RADIUS (mm)	SWIVEL RADIUS WITH BRAKE (mm)	BOLT HOLE DIAMETER (mm)	LOAD CAPACITY (kgs)
ZINC COATED BOLT HOLE MOUNT	NYLON	N/A	LZH05020-NNP	N/A	LZHW05020-NNP	50 X 20	72	50	69	M10	40
	TPE	N/A	LZH05020-TPP	N/A	LZHW05020-TPP	50 X 20	72	50	69	M10	40

Your Partner Keeping Industry Rolling

Queensland Wheels and Castors: Unit 2, 47A Tiger Street, West Ipswich Qld 4305

K SERIES CASTORS

LIGHT DUTY - UP TO 100kgs LOAD RATING



KZH10025-NNP

KZS07525-NNP

KZHT07525-TPB

KZST10025-TPB

KZR10025-TPB

SMALL LIGHT DUTY CASTORS

- UP TO 80kgs LOAD RATING PER CASTOR
- DOUBLE BALL RACE
- STRONG PRESSED STEEL CONSTRUCTION
- ZINC PLATE FINISH
- NYLON OR TPE WHEELS (AVAILABLE SEPERATELY)
- THREADED OR GRIP NECK STEM MOUNT (INDENT ONLY)

K SERIES CASTORS		ASSEMBLED CASTOR CODES				SPECIFICATIONS						
MOUNTING TYPE	WHEEL TYPE	RIGID	SWIVEL	DIRECTIONAL LOCKING	TOTAL LOCKING	WHEEL DIAMETER X TREAD WIDTH (mm)	OVERALL HEIGHT (mm)	SWIVEL RADIUS (mm)	SWIVEL RADIUS WITH BRAKE (mm)	MOUNTING PLATE DIMENSIONS (mm)	BOLT HOLE CENTRES (mm)	LOAD CAPACITY (kgs)
ZINC COATED PLATE MOUNT	NYLON	KZR07525-NNP	KZS07525-NNP	N/A	KZST07525-NNP	75 X 25	102	68	88	95 X 70	74/78 X 44.5 (9)	70
	TPE	KZR07525-TPB	KZS07525-TPB	N/A	KZST07525-TPB	75 X 25	102	68	88	95 X 70	74/78 X 44.5 (9)	50
	NYLON	KZR10025-NNP	KZS10025-NNP	N/A	KZST10025-NNP	100 X 25	127	83	88	95 X 70	74/78 X 44.5 (9)	80
	TPE	KZR10025-TPB	KZS10025-TPB	N/A	KZST10025-TPB	100 X 25	127	83	88	95 X 70	74/78 X 44.5 (9)	60

K SERIES CASTORS		ASSEMBLED CASTOR CODES				SPECIFICATIONS					
MOUNTING TYPE	WHEEL TYPE	RIGID	SWIVEL	DIRECTIONAL LOCKING	TOTAL LOCKING	WHEEL DIAMETER X TREAD WIDTH (mm)	OVERALL HEIGHT (mm)	SWIVEL RADIUS (mm)	SWIVEL RADIUS WITH BRAKE (mm)	BOLT HOLE DIAMETER (mm)	LOAD CAPACITY (kgs)
ZINC COATED BOLT HOLE MOUNT	NYLON	N/A	KZH07525-NNP	N/A	KZHT07525-NNP	75 X 25	102	68	88	M10	70
	TPE	N/A	KZH07525-TPB	N/A	KZHT07525-TPB	75 X 25	102	68	88	M10	50
	NYLON	N/A	KZH10025-NNP	N/A	KZHT10025-NNP	100 X 25	127	83	88	M10	80
	TPE	N/A	KZH10025-TPB	N/A	KZHT10025-TPB	100 X 25	127	83	88	M10	60

Your Partner Keeping Industry Rolling

Queensland Wheels and Castors: Unit 2, 47A Tiger Street, West Ipswich Qld 4305

M SERIES CASTORS

PLATE MOUNTED MEDIUM DUTY - UP TO 150kgs LOAD RATING



MEDIUM DUTY PLATE MOUNTED

- UP TO 150kgs LOAD RATING PER CASTOR
- DOUBLE BALL RACE SWIVEL HEAD
- STRONG PRESSED STEEL CONSTRUCTION
- ZINC PLATED FINISH (CHROME AVAILABLE ON INDENT)
- TOTAL LOCK HAS RED NYLON PEDAL
- DIRECTIONAL LOCK HAS GREEN NYLON PEDAL
- TOTAL LOCK HAS RED NYLON PEDAL

M SERIES CASTORS		ASSEMBLED CASTOR CODES				SPECIFICATIONS						
MOUNTING TYPE	WHEEL TYPE	RIGID	SWIVEL	DIRECTIONAL LOCKING	TOTAL LOCKING	WHEEL DIAMETER X TREAD WIDTH (mm)	OVERALL HEIGHT (mm)	SWIVEL RADIUS (mm)	SWIVEL RADIUS WITH BRAKE (mm)	MOUNTING PLATE DIMENSIONS (mm)	BOLT HOLE CENTRES (mm)	LOAD CAPACITY (kgs)
ZINC COATED PLATE MOUNTED	NYLON	MZR07532-NNI	MZS07532-NNI	MZSD07532-NNI	MZST07532-NNI	75 X 32	115	72	114	102 X 84	80 X 60 (9)	130
	BLUE RUBBER	MZR07532-BPB	MZS07532-BPB	MZSD07532-BPB	MZST07532-BPB	75 X 32	115	72	114	102 X 84	80 X 60 (9)	80
	TPE	MZR07532-TPB	MZS07532-TPB	MZSD07532-TPB	MZST07532-TPB	75 X 32	115	72	114	102 X 84	80 X 60 (9)	80
	TPU	MZR07532-UPB	MZS07532-UPB	MZSD07532-UPB	MZST07532-UPB	75 X 32	115	72	114	102 X 84	80 X 60 (9)	80
	NYLON	MZR10032-NNI	MZS10032-NNI	MZSD10032-NNI	MZST10032-NNI	100 X 32	139	78	114	102 X 84	80 X 60 (9)	140
	BLUE RUBBER	MZR10032-BPB	MZS10032-BPB	MZSD10032-BPB	MZST10032-BPB	100 X 32	139	78	114	102 X 84	80 X 60 (9)	100
	TPE	MZR10032-TPB	MZS10032-TPB	MZSD10032-TPB	MZST10032-TPB	100 X 32	139	78	114	102 X 84	80 X 60 (9)	100
	TPU	MZR10032-UPB	MZS10032-UPB	MZSD10032-UPB	MZST10032-UPB	100 X 32	139	78	114	102 X 84	80 X 60 (9)	100
	NYLON	MZR12532-NNI	MZS12532-NNI	MZSD12532-NNI	MZST12532-NNI	125 X 32	162	96	114	102 X 84	80 X 60 (9)	150
	BLUE RUBBER	MZR12532-BPB	MZS12532-BPB	MZSD12532-BPB	MZST12532-BPB	125 X 32	162	96	114	102 X 84	80 X 60 (9)	110
	TPE	MZR12532-TPB	MZS12532-TPB	MZSD12532-TPB	MZST12532-TPB	125 X 32	162	96	114	102 X 84	80 X 60 (9)	110
	TPU	MZR12532-UPB	MZS12532-UPB	MZSD12532-UPB	MZST12532-UPB	125 X 32	162	96	114	102 X 84	80 X 60 (9)	110
	TPE	MZR15032-TPB	MZS15032-TPB	MZSD15032-TPB	MZST15032-TPB	150 X 32	187	127	135	102 X 84	80 X 60 (9)	125
	TPU	MZR15032-UPB	MZS15032-UPB	MZSD15032-UPB	MZST15032-UPB	150 X 32	187	127	135	102 X 84	80 X 60 (9)	125

Your Partner Keeping Industry Rolling

Queensland Wheels and Castors: Unit 2, 47A Tiger Street, West Ipswich Qld 4305

M SERIES CASTORS

BOLT HOLE MOUNTED MEDIUM DUTY - UP TO 150kgs LOAD RATING



MZH07532-NNI

MZHT07532-8PB

MZHD15032-UPB

MZH12532-8PB

MZHT12532-NNI



GRIP NECK STEM &
THREADED STEM MODELS
AVAILABLE ON INDENT

MEDIUM DUTY BOLT HOLE MOUNTED

- UP TO 150kgs LOAD RATING PER CASTOR
- THREADED, SOLID & GRIP NECK STEMS AVAILABLE
- STRONG PRESSED STEEL CONSTRUCTION
- ZINC PLATED FINISH
- NYLON, HI RES, TPE OR TPU WHEELS (AVAILABLE)
- DIRECTIONAL LOCK HAS GREEN NYLON PEDAL
- TOTAL LOCK HAS RED NYLON PEDAL


M SERIES CASTORS		ASSEMBLED CASTOR CODES				SPECIFICATIONS					
MOUNTING TYPE	WHEEL TYPE	RIGID	SWIVEL	DIRECTIONAL LOCKING	TOTAL LOCKING	WHEEL DIAMETER X TREAD WIDTH (mm)	OVERALL HEIGHT (mm)	SWIVEL RADIUS (mm)	SWIVEL RADIUS WITH BRAKE (mm)	BOLT HOLE DIAMETER (mm)	LOAD CAPACITY (kgs)
ZINC COATED BOLT HOLE MOUNTED	NYLON	N/A	MZH07532-NNI	MZHD07532-NNI	MZHT07532-NNI	75 X 32	111	72	114	M12	130
	BLUE RUBBER	N/A	MZH07532-8PB	MZHD07532-8PB	MZHT07532-8PB	75 X 32	111	72	114	M12	80
	TPE	N/A	MZH07532-TPB	MZHD07532-TPB	MZHT07532-TPB	75 X 32	111	72	114	M12	80
	TPU	N/A	MZH07532-UPB	MZHD07532-UPB	MZHT07532-UPB	75 X 32	111	72	114	M12	80
	NYLON	N/A	MZH10032-NNI	MZHD10032-NNI	MZHT10032-NNI	100 X 32	135	78	114	M12	140
	BLUE RUBBER	N/A	MZH10032-8PB	MZHD10032-8PB	MZHT10032-8PB	100 X 32	135	78	114	M12	100
	TPE	N/A	MZH10032-TPB	MZHD10032-TPB	MZHT10032-TPB	100 X 32	135	78	114	M12	100
	TPU	N/A	MZH10032-UPB	MZHD10032-UPB	MZHT10032-UPB	100 X 32	135	78	114	M12	100
	NYLON	N/A	MZH12532-NNI	MZHD12532-NNI	MZHT12532-NNI	125 X 32	158	96	114	M12	150
	BLUE RUBBER	N/A	MZH12532-8PB	MZHD12532-8PB	MZHT12532-8PB	125 X 32	158	96	114	M12	110
	TPE	N/A	MZH12532-TPB	MZHD12532-TPB	MZHT12532-TPB	125 X 32	158	96	114	M12	110
	TPU	N/A	MZH12532-UPB	MZHD12532-UPB	MZHT12532-UPB	125 X 32	158	96	114	M12	110
	TPE	N/A	MZH15032-TPB	MZHD15032-TPB	MZHT15032-TPB	150 X 32	183	127	135	M12	125
	TPU	N/A	MZH15032-UPB	MZHD15032-UPB	MZHT15032-UPB	150 X 32	183	127	135	M12	125


Your Partner Keeping Industry Rolling

Queensland Wheels and Castors: Unit 2, 47A Tiger Street, West Ipswich Qld 4305

MS SERIES CASTORS (STAINLESS STEEL)

STAINLESS STEEL MEDIUM DUTY - UP TO 150kgs LOAD RATING

MS SERIES CASTORS		ASSEMBLED CASTOR CODES				SPECIFICATIONS						
MOUNTING TYPE	WHEEL TYPE	RIGID	SWIVEL	DIRECTIONAL LOCKING	TOTAL LOCKING	WHEEL DIAMETER X TREAD WIDTH (mm)	OVERALL HEIGHT (mm)	SWIVEL RADIUS (mm)	SWIVEL RADIUS WITH BRAKE (mm)	MOUNTING PLATE DIMENSIONS (mm)	BOLT HOLE CENTRES (mm)	LOAD CAPACITY (kgs)
 STAINLESS STEEL PLATE MOUNT	NYLON	MSR07532-NNI	MSS07532-NNI	N/A	MSST07532-NNI	75 X 32	115	72	114	102 X 84	80 X 60 (9)	130
	TPE	MSR07532-TPB	MSS07532-TPB	N/A	MSST07532-TPB	75 X 32	115	72	114	102 X 84	80 X 60 (9)	80
	TPU	MSR07532-UPB	MSS07532-UPB	N/A	MSST07532-UPB	75 X 32	115	72	114	102 X 84	80 X 60 (9)	80
	NYLON	MSR10032-NNI	MSS10032-NNI	N/A	MSST10032-NNI	100 X 32	139	78	114	102 X 84	80 X 60 (9)	140
	TPE	MSR10032-TPB	MSS10032-TPB	N/A	MSST10032-TPB	100 X 32	139	78	114	102 X 84	80 X 60 (9)	100
	TPU	MSR10032-UPB	MSS10032-UPB	N/A	MSST10032-UPB	100 X 32	139	78	114	102 X 84	80 X 60 (9)	100
	NYLON	MSR12532-NNI	MSS12532-NNI	N/A	MSST12532-NNI	125 X 32	162	96	114	102 X 84	80 X 60 (9)	150
	TPE	MSR12532-TPB	MSS12532-TPB	N/A	MSST12532-TPB	125 X 32	162	96	114	102 X 84	80 X 60 (9)	150
TPU	MSR12532-UPB	MSS12532-UPB	N/A	MSST12532-UPB	125 X 32	162	96	114	102 X 84	80 X 60 (9)	150	

MS SERIES CASTORS		ASSEMBLED CASTOR CODES				SPECIFICATIONS					
MOUNTING TYPE	WHEEL TYPE	RIGID	SWIVEL	DIRECTIONAL LOCKING	TOTAL LOCKING	WHEEL DIAMETER X TREAD WIDTH (mm)	OVERALL HEIGHT (mm)	SWIVEL RADIUS (mm)	SWIVEL RADIUS WITH BRAKE (mm)	BOLT HOLE DIAMETER (mm)	LOAD CAPACITY (kgs)
 STAINLESS STEEL BOLT HOLE MOUNT	NYLON	N/A	MSH07532-NNI	N/A	MSHT07532-NNI	75 X 32	111	72	114	M12	130
	TPE	N/A	MSH07532-TPB	N/A	MSHT07532-TPB	75 X 32	111	72	114	M12	80
	TPU	N/A	MSH07532-UPB	N/A	MSHT07532-UPB	75 X 32	111	72	114	M12	80
	NYLON	N/A	MSH10032-NNI	N/A	MSHT10032-NNI	100 X 32	135	78	114	M12	140
	TPE	N/A	MSH10032-TPB	N/A	MSHT10032-TPB	100 X 32	135	78	114	M12	100
	TPU	N/A	MSH10032-UPB	N/A	MSHT10032-UPB	100 X 32	135	78	114	M12	100
	NYLON	N/A	MSH12532-NNI	N/A	MSHT12532-NNI	125 X 32	158	96	114	M12	150
	TPE	N/A	MSH12532-TPB	N/A	MSHT12532-TPB	125 X 32	158	96	114	M12	150
TPU	N/A	MSH12532-UPB	N/A	MSHT12532-UPB	125 X 32	158	96	114	M12	150	


Your Partner Keeping Industry Rolling

Queensland Wheels and Castors: Unit 2, 47A Tiger Street, West Ipswich Qld 4305

I SERIES CASTORS



MEDIUM DUTY TWIN WHEEL - UP TO 110kgs LOAD RATING



ANTI-STATIC/ELECTRO
CONDUCTIVE ($R < 10^9 \Omega$)
AND NON-FERRO
MAGNETIC VERSIONS
AVAILABLE ON INDENT

MEDIUM DUTY INSTITUTIONAL CASTORS

- UP TO 110kgs LOAD RATING PER CASTOR
- PRECISION BALL BEARINGS IN SWIVEL HEAD & WHEELS
- SMOOTH, EASY CLEAN, MODERN ERGONOMIC DESIGN
- BONE COLOUR WHEELS, CENTRES AND CASTOR BODY
- NON-MARKING TPE TREADED WHEELS
- PLATE & THREADED STEM MOUNTING OPTIONS
- ANTI STATIC & NON MAGNETIC MODELS
(AVAILABLE ON INDENT ONLY)

I SERIES CASTORS		ASSEMBLED CASTOR CODES				SPECIFICATIONS						
MOUNTING TYPE	WHEEL TYPE	RIGID	SWIVEL	DIRECTIONAL LOCKING	TOTAL LOCKING	WHEEL DIAMETER X WIDTH (mm)	OVERALL HEIGHT (mm)	SWIVEL RADIUS (mm)	SWIVEL RADIUS WITH BRAKE (mm)	MOUNTING PLATE DIMENSIONS (mm)	BOLT HOLE CENTRES (mm)	LOAD CAPACITY (kgs)
ZINC COATED PLATE MOUNT	TPE	N/A	INST07574-TPB	N/A	INST07574-TPB	75 X 74 (2)	94	60	77	102 X 84	80 X 60 (9)	70
	TPE	N/A	INST10074-TPB	N/A	INST10074-TPB	100 X 74 (2)	123	81	102	102 X 84	80 X 60 (9)	100
	TPE	N/A	INST12574-TPB	N/A	INST12574-TPB	125 X 74 (2)	146	101	126	102 X 84	80 X 60 (9)	110

I SERIES CASTORS		ASSEMBLED CASTOR CODES				SPECIFICATIONS					
MOUNTING TYPE	WHEEL TYPE	RIGID	SWIVEL	DIRECTIONAL LOCKING	TOTAL LOCKING	WHEEL DIAMETER X TREAD WIDTH (mm)	OVERALL HEIGHT (mm)	SWIVEL RADIUS (mm)	SWIVEL RADIUS WITH BRAKE (mm)	STEM DIAMETER (mm)	LOAD CAPACITY (kgs)
THREADED STEM MOUNT	TPB	N/A	INT07574-TPB	N/A	INTT07574-TPB	75 X 74 (2)	94	60	77	M12	70
	TPB	N/A	INT10074-TPB	N/A	INTT10074-TPB	100 X 74 (2)	123	81	102	M12	100
	TPB	N/A	INT12574-TPB	N/A	INTT12574-TPB	125 X 74 (2)	146	101	126	M12	110

Your Partner Keeping Industry Rolling

Queensland Wheels and Castors: Unit 2, 47A Tiger Street, West Ipswich Qld 4305

C SERIES CASTORS



MEDIUM DUTY CENTRAL LOCKING - UP TO 100kgs LOAD RATING



CZ2C15032-TPB

CZ1CTD15032-TPB

CZ1CT15032-TPB

CENTRAL LOCKING INSTITUTIONAL CASTORS

- UP TO 100kgs LOAD RATING PER CASTOR
- STRONG PRESSED STEEL CONSTRUCTION
- BRIGHT ZINC FINISH WITH CLEAR COAT
- NON MARKING TPE WHEELS
- 45° CAM MOVEMENT

ADDITIONAL OPTIONS & AVAILABLE ACCESSORIES

- 30° CAM MOVEMENT (INDENT ONLY)
- STRAIGHT SHAPE PEDALS (INDENT ONLY)
- SHORT & LONG TRANSMISSION LEVERS



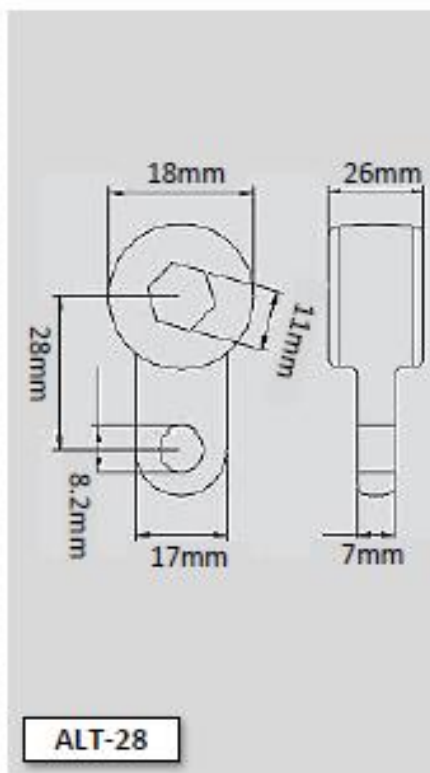
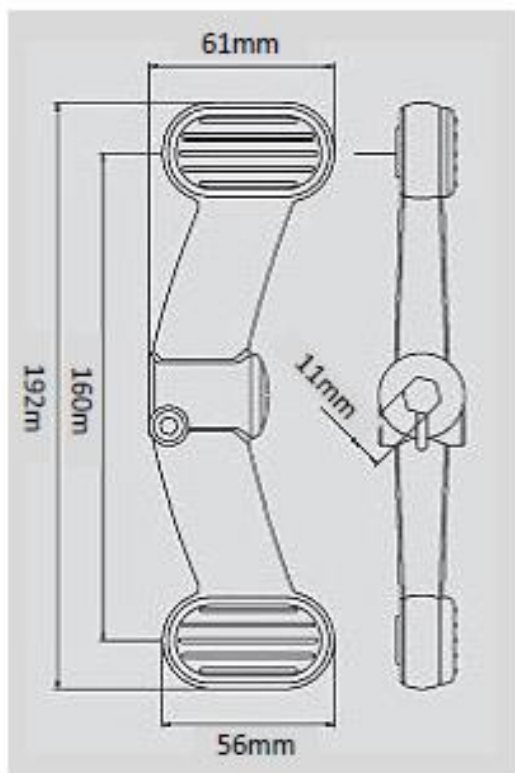

C SERIES CASTORS		ASSEMBLED CASTOR CODES				SPECIFICATIONS					
MOUNTING TYPE	WHEEL TYPE	RIGID	SWIVEL	TOTAL / DIRECTIONAL LOCKING	TOTAL LOCKING	WHEEL DIAMETER X TREAD WIDTH (mm)	OVERALL HEIGHT (mm)	SWIVEL RADIUS (mm)	CAM MOVEMENT	CENTRAL LOCKING STEM (mm)	LOAD CAPACITY (kgs)
CENTRAL LOCKING STEM MOUNT	TPE	N/A	CZ2C12532-TPB	N/A	N/A	125 X 32	160	104	45°	26 X 45	100
	TPE	N/A	N/A	N/A	CZ1CT12532-TPB	125 X 32	160	104	45°	26 X 96	100
	TPE	N/A	N/A	CZ1CTD12532-TPB	N/A	125 X 32	160	104	45°	26 X 96	100
	TPE	N/A	CZ2C15032-TPB	N/A	N/A	150 X 32	186	125	45°	26 X 45	100
	TPE	N/A	N/A	N/A	CZ1CT15032-TPB	150 X 32	186	125	45°	26 X 96	100
	TPE	N/A	N/A	CZ1CTD15032-TPB	N/A	150 X 32	186	125	45°	26 X 96	100

Your Partner Keeping Industry Rolling

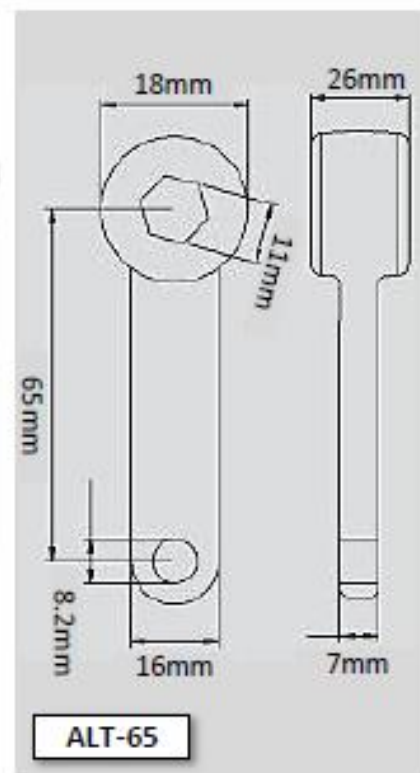
Queensland Wheels and Castors: Unit 2, 47A Tiger Street, West Ipswich Qld 4305

C SERIES ACCESSORIES

ACCESSORIES THAT APPLY TO C SERIES CASTORS



ALT-28



ALT-65

PRODUCT CODE	PRODUCT DESCRIPTION	CAM MOVEMENT
		
GFNDP-192R45	CENTRAL LOCKING PEDAL (RIGHT MOUNTING)	45°
GFNDP-192L45	CENTRAL LOCKING PEDAL (LEFT MOUNTING)	45°


PRODUCT CODE	PRODUCT DESCRIPTION
	
ATL-28	TRANSMISSION LEVER WITH 28mm SHAFT
ATL-65	TRANSMISSION LEVER WITH 65mm SHAFT

ALSO AVAILABLE IN 30° CAM MOVEMENT - INQUIRE ONLY

HEATMASTER

M & H SERIES CASTORS

MEDIUM DUTY - UP TO 400kgs LOAD RATING - CAN WITHSTAND TEMPERATURES UP TO 290°




HIGH TEMPERATURE RUBBER WHEELS

- HAB - HASB
COMPRESSION MOULDED RESILIENT HIGH TEMPERATURE RUBBER ON CAST ALUMINIUM CENTRE - CONTINUOUS TEMP RATING 260°C / INTERMITTENT TEMP RATING 290°C

HIGH TEMPERATURE PHENOLIC WHEELS

- EEB
HIGH TEMPERATURE COMPRESSION MOULDED THERMOSET MATERIAL - CONTINUOUS TEMP RATING 260°C / INTERMITTENT TEMP RATING 290°C



PRESSED STEEL FORK CONSTRUCTION

- NSF APPROVED
- TWIN BALL RACEWAY WITH HIGH TEMPERATURE GREASE
- ZINC PLATED OR STAINLESS STEEL CASTOR FRAME AVAILABLE
- SEALED PRECISION BALL BEARING - FREE BEARING SYSTEM WITH ANTI RUST COATING & HIGH TEMPERATURE GREASE



HEATMASTER SERIES CASTORS		ASSEMBLED CASTOR CODES				SPECIFICATIONS						
MOUNTING TYPE	WHEEL TYPE	RIGID	SWIVEL	DIRECTIONAL LOCKING	TOTAL LOCKING	WHEEL DIAMETER X TREAD WIDTH (mm)	OVERALL HEIGHT (mm)	SWIVEL RADIUS (mm)	SWIVEL RADIUS WITH BRAKE (mm)	MOUNTING PLATE DIMENSIONS (mm)	BOLT HOLE CENTRES (mm)	LOAD CAPACITY (kgs)
ZINC COATED PLATE MOUNT	HIGH TEMP RUBBER	MZR10040-HAB	MZS10040-HAB	N/A	N/A	100 X 40	130	88	N/A	105 X 80	80 X 60/44 (9)	150
	HIGH TEMP RUBBER	MZR10040-HASB	MZS10040-HASB	N/A	N/A	100 X 40	130	88	N/A	105 X 80	80 X 60/44 (9)	150
	PHENOLIC	MZR10040-EEB	MZS10040-EEB	N/A	N/A	100 X 40	130	88	N/A	105 X 80	80 X 60/44 (9)	150
	PHENOLIC	HZR10050-EEB	HZS10050-EEB	N/A	HZST10050-EEB	100 X 50	143	88	154	105 X 80	80 X 60/44 (9)	250
	PHENOLIC	HZR12550-EEB	HZS12550-EEB	N/A	HZST12550-EEB	125 X 50	165	103	154	105 X 80	80 X 60/44 (9)	300
	PHENOLIC	HZR15050-EEB	HZS15050-EEB	N/A	HZST15050-EEB	150 X 50	191	122	154	105 X 80	80 X 60/44 (9)	400

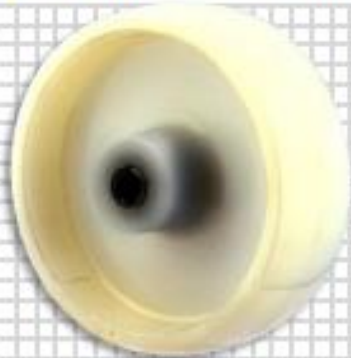
HEATMASTER SERIES CASTORS		ASSEMBLED CASTOR CODES				SPECIFICATIONS						
MOUNTING TYPE	WHEEL TYPE	RIGID	SWIVEL	DIRECTIONAL LOCKING	TOTAL LOCKING	WHEEL DIAMETER X TREAD WIDTH (mm)	OVERALL HEIGHT (mm)	SWIVEL RADIUS (mm)	SWIVEL RADIUS WITH BRAKE (mm)	MOUNTING PLATE DIMENSIONS (mm)	BOLT HOLE CENTRES (mm)	LOAD CAPACITY (kgs)
STAINLESS STEEL PLATE MOUNT	HIGH TEMP RUBBER	MSR10040-HASB	MSS10040-HASB	N/A	N/A	100 X 40	130	88	N/A	105 X 80	80 X 60/44 (9)	150
	PHENOLIC	MSR10040-EEB	MSS10040-EEB	N/A	N/A	100 X 40	130	88	N/A	105 X 80	80 X 60/44 (9)	150

Your Partner Keeping Industry Rolling

Queensland Wheels and Castors: Unit 2, 47A Tiger Street, West Ipswich Qld 4305

J SERIES CASTORS

MEDIUM DUTY - UP TO 250kgs LOAD RATING



NNR / NNSR

POLY-D NYLON WHEELS

- HARD WEARING NYLON 6
- VERY LOW ROLLING RESISTANCE
- IDEAL FOR FOOD / HYGIENE APPLICATIONS
- RESISTANT TO MOST CHEMICALS
- UP TO 250KGS LOAD RATING
- AVAILABLE WITH PLAIN OR STAINLESS STEEL ROLLER BEARINGS



UENR / UENSR

D-FLEX ELASTIC POLYURETHANE WHEELS

- QUIET, EASY ROLLING
- HIGH-ABRASION RESISTANCE
- NON-MARKING COMPOUND
- SHOCK ABSORBING
- UP TO 250KGS LOAD RATING
- AVAILABLE WITH PLAIN OR STAINLESS STEEL ROLLER BEARINGS



UCNR

ACW CUSHION POLYURETHANE WHEELS

- IMPACT ABSORBING TYRE COMPOUND (60 SHORE A)
- EASY ROLLING (REBOUND ENERGY)
- ABRASION RESISTANT - NON MARKING
- IDEAL FOR ROAD & FLIGHT CASES
- UP TO 210KGS LOAD RATING
- COME STANDARD WITH PLAIN ROLLER BEARINGS

CASTOR FRAME

- RIGID, SWIVEL, TOTAL LOCK BRAKE CASTORS AVAILABLE
- ALL AVAILABLE IN ZINC COATED OR STAINLESS STEEL
- TWO SIZES OF EACH CASTOR AVAILABLE

ZINC COATED



STAINLESS STEEL




Your Partner Keeping Industry Rolling

Queensland Wheels and Castors: Unit 2, 47A Tiger Street, West Ipswich Qld 4305

J SERIES CASTORS

MEDIUM DUTY - UP TO 250kgs LOAD RATING



• J SERIES CASTORS		• ASSEMBLED CASTOR CODES				• SPECIFICATIONS						
MOUNTING TYPE	WHEEL TYPE	RIGID	SWIVEL	DIRECTIONAL LOCKING	TOTAL LOCKING	WHEEL DIAMETER X TREAD WIDTH (mm)	OVERALL HEIGHT (mm)	SWIVEL RADIUS (mm)	SWIVEL RADIUS WITH BRAKE (mm)	MOUNTING PLATE DIMENSIONS (mm)	BOLT HOLE CENTRES (mm)	LOAD CAPACITY (kgs)
ZINC COATED PLATE MOUNT	NYLON	JZR10035-NNR	JZS10035-NNR	N/A	JZST10035-NNR	100 X 35	128	90	114	100 X 85	80 X 60 (9)	220
	D-FLEX PU	JZR10035-UENR	JZS10035-UENR	N/A	JZST10035-UENR	100 X 35	128	90	114	100 X 85	80 X 60 (9)	220
	CUSHION PU	JZR10035-UCNR	JZS10035-UCNR	N/A	JZST10035-UCNR	100 X 35	128	90	114	100 X 85	80 X 60 (9)	180
	NYLON	JZR12540-NNR	JZS12540-NNR	N/A	JZST12540-NNR	125 X 40	155	107	129	100 X 85	80 X 60 (9)	250
	D-FLEX PU	JZR12540-UENR	JZS12540-UENR	N/A	JZST12540-UENR	125 X 40	155	107	129	100 X 85	80 X 60 (9)	250
	CUSHION PU	JZR12540-UCNR	JZS12540-UCNR	N/A	JZST12540-UCNR	125 X 40	155	107	129	100 X 85	80 X 60 (9)	210

• J SERIES CASTORS		• ASSEMBLED CASTOR CODES				• SPECIFICATIONS						
MOUNTING TYPE	WHEEL TYPE	RIGID	SWIVEL	DIRECTIONAL LOCKING	TOTAL LOCKING	WHEEL DIAMETER X TREAD WIDTH (mm)	OVERALL HEIGHT (mm)	SWIVEL RADIUS (mm)	SWIVEL RADIUS WITH BRAKE (mm)	MOUNTING PLATE DIMENSIONS (mm)	BOLT HOLE CENTRES (mm)	LOAD CAPACITY (kgs)
STAINLESS STEEL PLATE MOUNT	NYLON	JSR10035-NNR	JSS10035-NNR	N/A	JSST10035-NNR	100 X 35	128	90	114	100 X 85	80 X 60 (9)	220
	D-FLEX PU	JSR10035-UENR	JSS10035-UENR	N/A	JSST10035-UENR	100 X 35	128	90	114	100 X 85	80 X 60 (9)	220
	NYLON	JSR12540-NNR	JSS12540-NNR	N/A	JSST12540-NNR	125 X 40	155	107	129	100 X 85	80 X 60 (9)	250
	D-FLEX PU	JSR12540-UENR	JSS12540-UENR	N/A	JSST12540-UENR	125 X 40	155	107	129	100 X 85	80 X 60 (9)	250

Your Partner Keeping Industry Rolling

Queensland Wheels and Castors: Unit 2, 47A Tiger Street, West Ipswich Qld 4305

J2 SERIES CASTORS

MEDIUM DUTY - UP TO 320kgs LOAD RATING



NNB

HARD WEARING NYLON WHEELS

- HARD WEARING NYLON 6
- VERY LOW ROLLING RESISTANCE
- IDEAL FOR FOOD / HYGIENE APPLICATIONS
- RESISTANT TO MOST CHEMICALS
- UP TO 250KGS LOAD RATING
- ECONOMICAL WHEEL TYPE

BPB

RESILIENT BLUE RUBBER WHEELS

- SMOOTH ELASTIC TREAD
- PRECISION WHEEL BEARINGS
- CUT AND ABRASION RESISTANT
- RETURNS ENERGY
- UP TO 200KGS LOAD RATING
- QUIET EASY ROLLING

UPB

THERMOPLASTIC POLYURETHANE WHEELS

- TOUGH NON MARKING TREAD
- PRECISION WHEEL BEARINGS
- ABRASION RESISTANT
- LOW ROLLING RESISTANCE
- UP TO 200KGS LOAD RATING
- WILL NOT CUT OR TEAR

CASTOR FRAME

- RIGID, SWIVEL, TOTAL LOCK BRAKE CASTORS AVAILABLE
- ALL AVAILABLE IN ZINC COATED OR STAINLESS STEEL
- TWO SIZES OF EACH CASTOR AVAILABLE

PLATE MOUNT

BOLT HOLE MOUNT




Your Partner Keeping Industry Rolling


Queensland Wheels and Castors: Unit 2, 47A Tiger Street, West Ipswich Qld 4305

J2 SERIES CASTORS

MEDIUM DUTY - UP TO 320kgs LOAD RATING



• J2 SERIES CASTORS		• ASSEMBLED CASTOR CODES				• SPECIFICATIONS						
MOUNTING TYPE	WHEEL TYPE	RIGID	SWIVEL	DIRECTIONAL LOCKING	TOTAL LOCKING	WHEEL DIAMETER X TREAD WIDTH (mm)	OVERALL HEIGHT (mm)	SWIVEL RADIUS (mm)	SWIVEL RADIUS WITH BRAKE (mm)	MOUNTING PLATE DIMENSIONS (mm)	BOLT HOLE CENTRES (mm)	LOAD CAPACITY (kgs)
	NYLON	J2ZR10035-NNB	J2ZS10035-NNB	N/A	J2ZST10035-NNB	100 X 35	132	93	118	100 X 86	80 X 60	250
	BLUE RUBBER	J2ZR10035-BPB	J2ZS10035-BPB	N/A	J2ZST10035-BPB	100 X 35	132	93	118	100 X 86	80 X 60	150
	TPU	J2ZR10035-UPB	J2ZS10035-UPB	N/A	J2ZST10035-UPB	100 X 35	132	93	118	100 X 86	80 X 60	200
	NYLON	J2ZR12540-NNB	J2ZS12540-NNB	N/A	J2ZST12540-NNB	125 X 40	145	105	118	100 X 86	80 X 60	320
	BLUE RUBBER	J2ZR12540-BPB	J2ZS12540-BPB	N/A	J2ZST12540-BPB	125 X 40	145	105	118	100 X 86	80 X 60	200
	TPU	J2ZR12540-UPB	J2ZS12540-UPB	N/A	J2ZST12540-UPB	125 X 40	145	105	118	100 X 86	80 X 60	300

• J2 SERIES CASTORS		• ASSEMBLED CASTOR CODES				• SPECIFICATIONS					
MOUNTING TYPE	WHEEL TYPE	RIGID	SWIVEL	DIRECTIONAL LOCKING	TOTAL LOCKING	WHEEL DIAMETER X TREAD WIDTH (mm)	OVERALL HEIGHT (mm)	SWIVEL RADIUS (mm)	SWIVEL RADIUS WITH BRAKE (mm)	BOLT HOLE DIAMETER (mm)	LOAD CAPACITY (kgs)
	NYLON	N/A	J2ZH10035-NNB	N/A	J2ZHT10035-NNB	100 X 35	132	93	118	1/2	250
	BLUE RUBBER	N/A	J2ZH10035-BPB	N/A	J2ZHT10035-BPB	100 X 35	132	93	118	1/2	150
	TPU	N/A	J2ZH10035-UPB	N/A	J2ZHT10035-UPB	100 X 35	132	93	118	1/2	200
	NYLON	N/A	J2ZH12540-NNB	N/A	J2ZHT12540-NNB	125 X 40	145	105	118	1/2	320
	BLUE RUBBER	N/A	J2ZH12540-BPB	N/A	J2ZHT12540-BPB	125 X 40	145	105	118	1/2	200
	TPU	N/A	J2ZH12540-UPB	N/A	J2ZHT12540-UPB	125 X 40	145	105	118	1/2	300

Your Partner Keeping Industry Rolling

Queensland Wheels and Castors: Unit 2, 47A Tiger Street, West Ipswich Qld 4305

S SERIES CASTORS

HEAVY DUTY PRESSED STEEL - UP TO 500kgs LOAD RATING

					
NNI	NNB	BPB	TPB	UPB	UPRB
HARD WEARING NYLON	HARD WEARING NYLON	HIGH RES BLUE RUBBER	THERMOPLASTIC ELASTOMER (TPE)	HIGH IMPACT POLYURETHANE (TPU)	HIGH RES POLYURETHANE (ROUND PROFILE)
DERLIN BUSHING / POM AXLE SPACER	SEALED DUAL PRECISION BALL BEARINGS	SEALED DUAL PRECISION BALL BEARINGS	"THE COMMANDER PLUS" (PLEASE SEE BELOW)	"THE PATRIOT PLUS" (PLEASE SEE BELOW)	SEALED DUAL PRECISION BALL BEARINGS



HEAVY DUTY INDUSTRIAL CASTORS

- ZINC PLATED CASTOR FRAME
- PRESSED STEEL HEADRACE
- STANDARD ISO PLATE DIMENSIONS
- STRONG STEEL BRAKE PEDAL

SZST20050-UPB

The Commander Plus

QUAD PLUS BEARING SYSTEM INCORPORATING:

- SEALED PRECISION BEARING WITH ANTI-RUST COATING
- SELF LUBRICATING ACETAL JOURNAL BEARINGS
- HIGH IMPACT POLYPROPYLENE HUB
- HIGH QUALITY THERMOPLASTIC ELASTOMER (TPE) TYRE



the Patriot Plus

QUAD PLUS BEARING SYSTEM INCORPORATING:

- INTERLOCK GROOVE PREVENTS TPU SQUEAKING AND SEPERATION
- SELF LUBRICATING ACETAL JOURNAL BEARINGS
- SEALED PRECISION BEARING WITH ANTI-RUST
- HIGH IMPACT POLYPROPYLENE
- HIGH QUALITY POLYURETHANE (TPU)
- TREAD IS MECHANICALLY INTERLOCKED TO






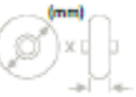








Your Partner Keeping Industry Rolling

Queensland Wheels and Castors: Unit 2, 47A Tiger Street, West Ipswich Qld 4305

S SERIES CASTORS

HEAVY DUTY PRESSED STEEL - UP TO 500kgs LOAD RATING

• S SERIES CASTORS		• ASSEMBLED CASTOR CODES				• SPECIFICATIONS						
MOUNTING TYPE	WHEEL TREAD & CENTRE TYPE	RIGID	SWIVEL	DIRECTIONAL LOCKING	TOTAL LOCKING	WHEEL DIAMETER X TREAD WIDTH (mm)	OVERALL HEIGHT (mm)	SWIVEL RADIUS (mm)	SWIVEL RADIUS WITH BRAKE (mm)	MOUNTING PLATE DIMENSIONS (mm)	BOLT HOLE CENTRES (mm)	LOAD CAPACITY (kgs)
ZINC COATED PLATE MOUNT												
	NYLON	SZR10050-NNI	SZS10050-NNI	N/A	SZST10050-NNI	100 X 50	135	110	140	135 X 110	105 X 80/75 (11)	350
	NYLON	SZR10050-NNB	SZS10050-NNB	N/A	SZST10050-NNB	100 X 50	135	110	140	135 X 110	105 X 80/75 (11)	400
	BLUE RUBBER	SZR10050-BPB	SZS10050-BPB	N/A	SZST10050-BPB	100 X 50	135	110	140	135 X 110	105 X 80/75 (11)	150
	TPE	SZR10050-TPB	SZS10050-TPB	N/A	SZST10050-TPB	100 X 50	135	110	140	135 X 110	105 X 80/75 (11)	250
	TPU	SZR10050-UPB	SZS10050-UPB	N/A	SZST10050-UPB	100 X 50	135	110	140	135 X 110	105 X 80/75 (11)	300
	NYLON	SZR12550-NNI	SZS12550-NNI	N/A	SZST12550-NNI	125 X 50	160	116	140	135 X 110	105 X 80/75 (11)	400
	NYLON	SZR12550-NNB	SZS12550-NNB	N/A	SZST12550-NNB	125 X 50	160	116	140	135 X 110	105 X 80/75 (11)	450
	BLUE RUBBER	SZR12550-BPB	SZS12550-BPB	N/A	SZST12550-BPB	125 X 50	160	116	140	135 X 110	105 X 80/75 (11)	200
	TPE	SZR12550-TPB	SZS12550-TPB	N/A	SZST12550-TPB	125 X 50	160	116	140	135 X 110	105 X 80/75 (11)	300
	TPU	SZR12550-UPB	SZS12550-UPB	N/A	SZST12550-UPB	125 X 50	160	116	140	135 X 110	105 X 80/75 (11)	400
	NYLON	SZR15050-NNI	SZS15050-NNI	N/A	SZST15050-NNI	150 X 50	180	126	140	135 X 110	105 X 80/75 (11)	450
	NYLON	SZR15050-NNB	SZS15050-NNB	N/A	SZST15050-NNB	150 X 50	180	126	140	135 X 110	105 X 80/75 (11)	500
	BLUE RUBBER	SZR15050-BPB	SZS15050-BPB	N/A	SZST15050-BPB	150 X 50	180	126	140	135 X 110	105 X 80/75 (11)	250
	TPE	SZR15050-TPB	SZS15050-TPB	N/A	SZST15050-TPB	150 X 50	180	126	140	135 X 110	105 X 80/75 (11)	350
	TPU	SZR15050-UPB	SZS15050-UPB	N/A	SZST15050-UPB	150 X 50	180	126	140	135 X 110	105 X 80/75 (11)	500
	TPU (ROUND)	SZR15050-UPRB	SZS15050-UPRB	N/A	SZST15050-UPRB	150 X 50	180	126	140	135 X 110	105 X 80/75 (11)	500
	NYLON	SZR20050-NNI	SZS20050-NNI	N/A	SZST20050-NNI	200 X 50	235	160	160	135 X 110	105 X 80/75 (11)	500
	NYLON	SZR20050-NNB	SZS20050-NNB	N/A	SZST20050-NNB	200 X 50	235	160	160	135 X 110	105 X 80/75 (11)	500
	BLUE RUBBER	SZR20050-BPB	SZS20050-BPB	N/A	SZST20050-BPB	200 X 50	235	160	160	135 X 110	105 X 80/75 (11)	300
TPE	SZR20050-TPB	SZS20050-TPB	N/A	SZST20050-TPB	200 X 50	235	160	160	135 X 110	105 X 80/75 (11)	400	
TPU	SZR20050-UPB	SZS20050-UPB	N/A	SZST20050-UPB	200 X 50	235	160	160	135 X 110	105 X 80/75 (11)	500	

Your Partner Keeping Industry Rolling

Queensland Wheels and Castors: Unit 2, 47A Tiger Street, West Ipswich Qld 4305

H SERIES CASTORS

HEAVY DUTY FABRICATED STEEL - UP TO 550kgs LOAD RATING

					
NNI	NNB	BPB	TPB	UPB	UPRB
HARD WEARING NYLON	HARD WEARING NYLON	HIGH RES BLUE RUBBER	THERMOPLASTIC ELASTOMER (TPE)	HIGH IMPACT POLYURETHANE (TPU)	HIGH RES POLYURETHANE (ROUND PROFILE)
DERLIN BUSHING / POM AXLE SPACER	SEALED DUAL PRECISION BALL BEARINGS	SEALED DUAL PRECISION BALL BEARINGS	"THE COMMANDER PLUS" (PLEASE SEE BELOW)	"THE PATRIOT PLUS" (PLEASE SEE BELOW)	SEALED DUAL PRECISION BALL BEARINGS



HEAVY DUTY INDUSTRIAL CASTORS

- ZINC PLATED CASTOR FRAME
- PRESSED STEEL HEADRACE
- STANDARD ISO PLATE DIMENSIONS
- ALSO AVAILABLE IN NORTH AMERICAN MOUNTING PLATE SIZE
- STRONG STEEL BRAKE PEDAL

HZST15050-UPB

The Commander Plus

QUAD PLUS BEARING SYSTEM INCORPORATING:

- SEALED PRECISION BEARING WITH ANTI-RUST COATING
- SELF LUBRICATING ACETAL JOURNAL BEARINGS
- HIGH IMPACT POLYPROPYLENE HUB
- HIGH QUALITY THERMOPLASTIC ELASTOMER (TPE) TYRE



the Patriot Plus

QUAD PLUS BEARING SYSTEM INCORPORATING:











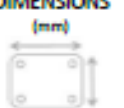
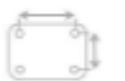

- INTERLOCK GROOVE PREVENTS TPU SQUEAKING AND SEPERATION
- SELF LUBRICATING ACETAL JOURNAL BEARINGS
- SEALED PRECISION BEARING WITH ANTI-RUST
- HIGH IMPACT POLYPROPYLENE
- HIGH QUALITY POLYURETHANE (TPU)
- TREAD IS MECHANICALLY INTERLOCKED TO



H SERIES CASTORS

HEAVY DUTY FABRICATED STEEL - UP TO 550kgs LOAD RATING

NORTH AMERICAN PLATE SIZE OPTIONS ALSO AVAILABLE - PLEASE


• H SERIES CASTORS		• ASSEMBLED CASTOR CODES				• SPECIFICATIONS							
MOUNTING TYPE	WHEEL TREAD & CENTRE TYPE	RIGID	SWIVEL	DIRECTIONAL LOCKING	TOTAL LOCKING	WHEEL DIAMETER X TREAD WIDTH (mm)	OVERALL HEIGHT (mm)	SWIVEL RADIUS (mm)	SWIVEL RADIUS WITH BRAKE (mm)	ISO MOUNTING PLATE DIMENSIONS (mm)	BOLT HOLE CENTRES (mm)	LOAD CAPACITY (kg)	
													
		NYLON	HZR10050-NNI	HZS10050-NNI	N/A	HZST10050-NNI	100 X 50	143	88	154	135 X 110	105 X 80/75 (11)	350
		NYLON	HZR10050-NNB	HZS10050-NNB	N/A	HZST10050-NNB	100 X 50	143	88	154	135 X 110	105 X 80/75 (11)	400
		BLUE RUBBER	HZR10050-BPB	HZS10050-BPB	N/A	HZST10050-BPB	100 X 50	143	88	154	135 X 110	105 X 80/75 (11)	150
		TPE	HZR10050-TPB	HZS10050-TPB	N/A	HZST10050-TPB	100 X 50	143	88	154	135 X 110	105 X 80/75 (11)	150
		TPU	HZR10050-UPB	HZS10050-UPB	N/A	HZST10050-UPB	100 X 50	143	88	154	135 X 110	105 X 80/75 (11)	350
		NYLON	HZR12550-NNI	HZS12550-NNI	N/A	HZST12550-NNI	125 X 50	165	103	154	135 X 110	105 X 80/75 (11)	400
		NYLON	HZR12550-NNB	HZS12550-NNB	N/A	HZST12550-NNB	125 X 50	165	103	154	135 X 110	105 X 80/75 (11)	450
		BLUE RUBBER	HZR12550-BPB	HZS12550-BPB	N/A	HZST12550-BPB	125 X 50	165	103	154	135 X 110	105 X 80/75 (11)	200
		TPE	HZR12550-TPB	HZS12550-TPB	N/A	HZST12550-TPB	125 X 50	165	103	154	135 X 110	105 X 80/75 (11)	200
		TPU	HZR12550-UPB	HZS12550-UPB	N/A	HZST12550-UPB	125 X 50	165	103	154	135 X 110	105 X 80/75 (11)	400
		NYLON	HZR15050-NNI	HZS15050-NNI	N/A	HZST15050-NNI	150 X 50	191	122	154	135 X 110	105 X 80/75 (11)	450
		NYLON	HZR15050-NNB	HZS15050-NNB	N/A	HZST15050-NNB	150 X 50	191	122	154	135 X 110	105 X 80/75 (11)	550
		BLUE RUBBER	HZR15050-BPB	HZS15050-BPB	N/A	HZST15050-BPB	150 X 50	191	122	154	135 X 110	105 X 80/75 (11)	250
		TPE	HZR15050-TPB	HZS15050-TPB	N/A	HZST15050-TPB	150 X 50	191	122	154	135 X 110	105 X 80/75 (11)	250
		TPU	HZR15050-UPB	HZS15050-UPB	N/A	HZST15050-UPB	150 X 50	191	122	154	135 X 110	105 X 80/75 (11)	500
		TPU (ROUND)	HZR15050-UPRB	HZS15050-UPRB	N/A	HZST15050-UPRB	150 X 50	191	122	154	135 X 110	105 X 80/75 (11)	450
		NYLON	HZR20050-NNI	HZS20050-NNI	N/A	HZST20050-NNI	200 X 50	241	159	159	135 X 110	105 X 80/75 (11)	500
		NYLON	HZR20050-NNB	HZS20050-NNB	N/A	HZST20050-NNB	200 X 50	241	159	159	135 X 110	105 X 80/75 (11)	550
		BLUE RUBBER	HZR20050-BPB	HZS20050-BPB	N/A	HZST20050-BPB	200 X 50	241	159	159	135 X 110	105 X 80/75 (11)	300
TPE	HZR20050-TPB	HZS20050-TPB	N/A	HZST20050-TPB	200 X 50	241	159	159	135 X 110	105 X 80/75 (11)	300		
TPU	HZR20050-UPB	HZS20050-UPB	N/A	HZST20050-UPB	200 X 50	241	159	159	135 X 110	105 X 80/75 (11)	550		

Your Partner Keeping Industry Rolling

Queensland Wheels and Castors: Unit 2, 47A Tiger Street, West Ipswich Qld 4305

ACCESSORIES

NUTS BOLTS & SPACERS FOR LIGHT, MEDIUM & HEAVY DUTY CASTORS



• BOLTS / AXLES - FOR K, M, MS, MH, J, J2, S & H SERIES CASTORS

KAXLEBOLT	K SERIES AXLE BOLT (M8 X 45)
MAXLEBOLT	M SERIES AXLE BOLT (M8 X 55)
MAXLECHICAGO	M SERIES CHICAGO STYLE AXLE (M8 X 42.6)
MSAXLEBOLT	MS SERIES SS AXLE BOLT (M8 X 55)
MHAXLEBOLT	M-HEATMASTER AXLE BOLT (M8 X 60)
MHSAXLEBOLT	MS HEATMASTER SS AXLE BOLT (M8 X 60 SAINLESS STEEL)
JAXLEBOLT(8)	J SERIES AXLE BOLT (M8 X 60) (FOR J 100mm WHEELS & FORKS)
JAXLEBOLT(10)	0
JSAXLEBOLT(8)	JS SERIES SS AXLE BOLT (M8 X 60 SS) (FOR JS 100mm WHEELS & FORKS)
JSAXLEBOLT(10)	JS SERIES SS AXLE BOLT (M10 X 60 SS) (FOR JS 125mm WHEELS & FORKS)
J2AXLEBOLT(8)	J2 SERIES AXLE BOLT (M8 X 65) (FOR J2 100mm WHEELS & SWVL PLATE FORKS ONLY)
J2AXLEBOLT(10)	J2 SERIES AXLE BOLT (M10 X 65) (FOR ALL J2 FORKS EXCEPT 100mm SWIVEL PLATE)
S/HAXLEBOLT	S & H SERIES AXLE BOLT 12.7mm X 86mm (1/2 INCH)
S/HAXLEBOLT12	S & H SERIES AXLE BOLT (M12 X 90)

• SPACERS - FOR J & J2 SERIES CASTORS

JSPACER(8)	AXLE SPACER BUSHING - 46mm X 12mm X 8mm (FOR J/JS 100mm WHEELS & FORKS)
JSPACER(10)	AXLE SPACER BUSHING - 46mm X 15mm X 10mm (FOR J/JS 125mm WHEELS & FORKS)
J2SPACER(8)	J2 SERIES AXLE SPACER - 45mm X 12mm X 8mm (FOR J2 100mm BLUE WHLS & SVL PLATE FORK)
J2SPACER(10)	J2 SERIES AXLE SPACER - 45mm X 12mm X 10mm (FOR J2 100mm BLUE WHEELS & BOLT HOLE FORK)

• NUTS - For K, M, MS, MH, J, J2, S & H SERIES CASTORS

K/MAXLENUT	K & M SERIES AXLE NUT M8 NYLOC
MSAXLENUT	MS SERIES SS AXLE NUT M8 NYLOC STAINLESS STEEL
MHAXLENUT	M-HEATMASTER AXLE NUT M8 CONELOCK
MHSAXLENUT	MS HEATMASTER SS AXLE NUT M8 GLENLOC
JAXLENUT(8)	J SERIES AXLE NUT M8 PLAIN (FOR J 100mm WHEELS & FORKS)
JAXLENUT(10)	J SERIES AXL NUT M10 PLAIN (FOR J 125mm WHEELS & FORKS)
JSAXLENUT(8)	JS SERIES SS AXLE SS NUT M8 PLAIN SS (FOR JS 100mm WHEELS & FORKS)
JSAXLENUT(10)	JS SERIES SS AXLE NUT M10 PLAIN SS (FOR JS 125mm WHEELS & FORKS)
J2AXLENUT(8)	J2 SERIES AXLE NUT M8 NYLOC (FOR J2 100mm WHEELS & SWL PLATE FORKS ONLY)
SAXLENUT	S SERIES AXLE NUT (LONG) 12.7mm NYLOC
HAXLENUT	H SERIES AXLE NUT (SHORT) 12.7mm NYLOC
HAXLENUT12	H SERIES AXLE NUT M12 NYLOC
HAXLENUTPLAIN12	H SERIES AXLE NUT M12 PLAIN

• SPACERS - FOR S & H SERIES CASTORS

TH-1508-23	TOP HAT SPACER - 15mm X 8mm X 23mm (FOR J2 100mm NYLON & TPU WHEEL)
TH-1510-23	TOP HAT SPACER - 15mm X 10mm X 23mm (FOR J2 125mm NYLON & TPU WHEEL)
TH-1510-23R	TOP HAT SPACER - 15mm X 10mm X 23mm (FOR J2 125mm BLUE WHEELS)
TH-1712.7-17.7	TOP HAT SPACER - 17mm X 12.7mm X 17.7mm (FOR UPR15050B WHEELS)
TH-1912.7-17.7N	TOP HAT SPACER - 19mm X 12.7mm X 17.7mm (FOR S/H SERIES NYLON WHEEL)
TH-2012-31R	TOP HAT SPACER - 20mm X 12mm X 31mm (FOR S & H SERIES BLUE WHEELS)

Your Partner Keeping Industry Rolling

Queensland Wheels and Castors: Unit 2, 47A Tiger Street, West Ipswich Qld 4305


ACCESSORIES

EXPANDING ADAPTORS FOR LIGHT & MEDIUM DUTY CASTORS

SQUARE MOUNTING TYPE



ROUND MOUNTING TYPE



EXPANDING ADAPTORS

- ADAPTORS HAVE AN EXPANSION RANGE OF 2.0mm TO 2.5mm. THEY ARE RECOMMENDED FOR TUBE WITH 1.6 WALL OR GREATER
- IT IS RECOMMENDED THAT ADAPTORS ARE RE-CHECKED FOR TIGHTNESS UP TO 4 WEEKS AFTER INITIAL INSTALLATION
- ADAPTORS CAN BE PURCHASED SEPERATELY OR ASSEMBLED INTO BOLT HOLE STYLE CASTORS
- PINTLE BOLTS CAN BE PURCHASED SEPERATELY OR ASSEMBLED INTO BOLT HOLE STYLE CASTORS

• PINTLE BOLTS

ITEM CODE	DESCRIPTION
KPINTLEBOLT	M10 X 75 ZINC COATED PINTLE BOLT
KPINTLEBOLTSS	M10 X 75 STAINLESS STEEL PINTLE BOLT
MPINTLEBOLT	M12 X 75 ZINC COATED PINTLE BOLT
M12PINTLEBOLTSS	M12 X 75 STAINLESS STEEL PINTLE BOLT

• ADAPTOR & ZINC PLATED BOLT SET

ITEM CODE	MOUNTING TYPE	NOMINAL TUBE DIAMETER (mm)	BOLT SIZE
1ER10SET	ROUND	16	M10
3ER10SET	ROUND	19	M10
5ER10SET	ROUND	22	M10
7ER10SET	ROUND	27	M10
2EQ10SET	SQUARE	19	M10
4ER10SET	SQUARE	22	M10
6ER10SET	SQUARE	27	M10
3ER12SET	ROUND	19	M12
5ER12SET	ROUND	22	M12
7ER12SET	ROUND	27	M12
2EQ12SET	SQUARE	19	M12
4EQ12SET	SQUARE	22	M12
6EQ12SET	SQUARE	27	M12

• ADAPTOR & STAINLESS STEEL BOLT SET

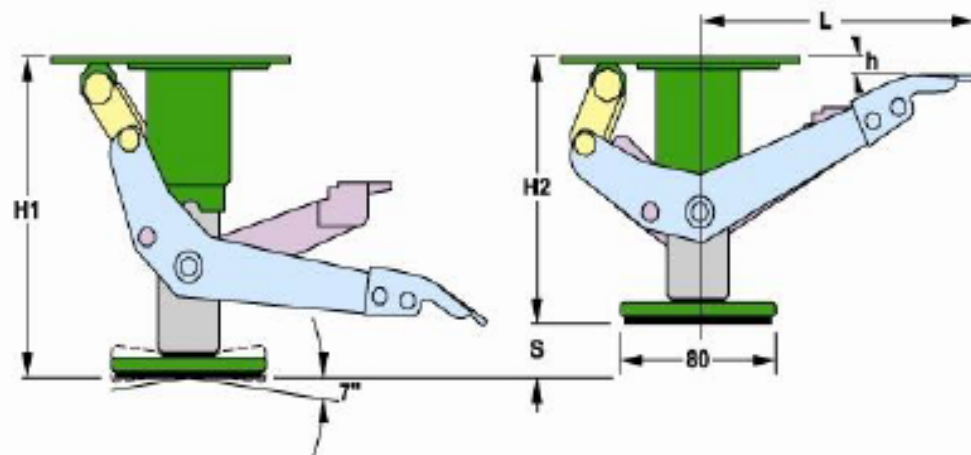
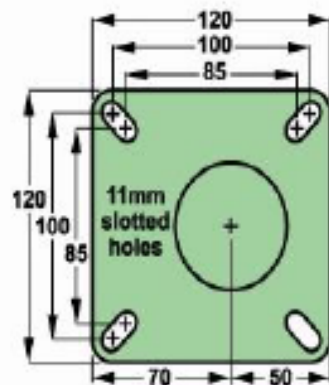
ITEM CODE	MOUNTING TYPE	NOMINAL TUBE DIAMETER (mm)	BOLT SIZE
3ER12SETSS	ROUND	19	M12
5ER12SETSS	ROUND	22	M12
7ER12SETSS	ROUND	27	M12
2EQ12SETSS	SQUARE	19	M12
4EQ12SETSS	SQUARE	22	M12
6EQ12SETSS	SQUARE	27	M12

Your Partner Keeping Industry Rolling

Queensland Wheels and Castors: Unit 2, 47A Tiger Street, West Ipswich Qld 4305

ACCESSORIES

LIFT UP & FRICTION STYLE LOCKS FOR STOPPING TROLLEY MOVEMENT



• FLOOR LOCKS - LIFT UP & HOLD

ITEM CODE	FOR CASTOR SIZE	MOUNTING HEIGHT (mm)	H1 (mm)	H2 (mm)	S (mm)	L (mm)	h (mm)	UNIT WEIGHT (kgs)	LOAD RATING (kgs)
FL900 - 2	4" / 100	148	155	125	30	142	1.5	1.5	200
FL900 - 4	6" / 150	204	211	168	36	142	1.5	1.75	300
FL900 - 6	8" / 200	248	255	212	36	142	3.5	1.9	300



LTL - SW - L

TFL - HD

LTL - 4

• TRUCK LOCKS - FRICTION HOLD

ITEM CODE	FULLY EXTENDED HEIGHT (mm)	RETRACTED HEIGHT (mm)	TOP PLATE (mm)	BOLT HOLE CENTRES (mm)	ATTACHING BOLT SIZE (mm)
LTL - 4	146	116	138 X 110	105 X 75 - 80	10
LTL - 6	195	155	138 X 110	105 X 75 - 80	10
LTL - 8	245	205	138 X 110	105 X 75 - 80	10
TFL - HD	205	170	152 X 114	127 X 63.5	12
LTL - SW - L	381	346	165 X 114	TO BE DRILLED ON SITE	N/A
LTL - SW - R	381	346	165 X 114	TO BE DRILLED ON SITE	N/A

• PLEASE NOTE: HEAVY DUTY TRUCK LOCKS ARE NOT LOAD RATED. THESE ARE FRICTION LOCKS THAT DO NOT LIFT, THEY ARE DESIGNED TO HOLD LOADS BY CONTACT WITH THE FLOOR ONLY •


Your Partner Keeping Industry Rolling

Queensland Wheels and Castors: Unit 2, 47A Tiger Street, West Ipswich Qld 4305

ACCESSORIES

BUMPERS & BUFFERS

• NON MARKING THERMOPLASTIC ELASTOMER ROUND LEG BUFFERS



ITEM CODE	DESCRIPTION/ MOUNTING	DIAMETER X WIDTH (mm)	BORE (mm)
TDC225-RD	TPE CASTOR DRESS CAP BUFFER / ROUND	94 X 15 / 9	22.5 RD
TDC255-RD	TPE CASTOR DRESS CAP BUFFER / ROUND	94 X 15 / 9	25.5
TDC325-RD	TPE CASTOR DRESS CAP BUFFER / ROUND	94 X 15 / 9	32.5
TDC255-SQ	TPE CASTOR DRESS CAP BUFFER / SQUARE	94 X 15 / 9	25.5 SQ



- SOLID NON MARKING TPR MATERIAL
- SHOCK / IMPACT ABSORBING




• NON MARKING POLYURETHANE REINFORCED CORNER BUMPER



ITEM CODE - PCB10010020

- NON MARKING GREY POLYURETHAN
- INTERNAL STEEL SUPPORT
- EXTERNAL DIMENSIONS
100mm X 100mm X 25mm
- INTERNAL DIMENSIONS
80mm X 80mm
- MOUNTING HOLE DIMENSIONS
4mm X 6mm



Your Partner Keeping Industry Rolling
Queensland Wheels and Castors: Unit 2, 47A Tiger Street, West Ipswich Qld 4305

P SERIES PNEUMATIC CASTORS


MEDIUM DUTY - UP TO 200kgs LOAD RATING



PZF250X4 & PZN250X4
















PZF350X4 & PZN350X4



PNEUMATIC CASTORS

- GREAT FOR EXTERNAL USE OVER ROUGH AND UNEVEN SURFACES
- RUGGED, ROBUST WHEELS FOR TOUGH APPLICATIONS
- GOOD SHOCK / IMPACT ABSORBANCY
- ALSO AVAILABLE WITH FOAM FILLED / PUNCTURE FREE WHEELS

PLEASE NOTE: The air pressure supports the load - under-inflated tyres can result in damage to the tyre/tube/rim and potential injury to the operator or bystanders. Tyre pressures and load ratings stated here are the maximum recommended for all usage conditions with speeds up to 12kph. Please consult with our representative for loads/speeds in excess of those stated or where operating conditions are of an extreme nature.


• P SERIES CASTORS		• ASSEMBLED CASTOR CODES				• SPECIFICATIONS						
MOUNTING TYPE	WHEEL TYPE	RIGID	SWIVEL	DIRECTIONAL LOCKING	TOTAL LOCKING	WHEEL DIAMETER X TREAD WIDTH (mm)	OVERALL HEIGHT (mm)	SWIVEL RADIUS (mm)	SWIVEL RADIUS WITH BRAKE (mm)	MOUNTING PLATE DIMENSIONS (mm)	BOLT HOLE CENTRES (mm)	LOAD CAPACITY (kgs)
												
PLATE MOUNT	PNEUMATIC	PZF250X4	PZN250X4	N/A	N/A	220 X 60	257	157	N/A	115 X 100	85 X 72	150
PLATE MOUNT	PNEUMATIC	PZF350X4	PZN350X4	N/A	N/A	265 X 85	320	187	N/A	115 x 100	85 X 72	150

Your Partner Keeping Industry Rolling

Queensland Wheels and Castors: Unit 2, 47A Tiger Street, West Ipswich Qld 4305

SOLID RUBBER WHEELS

PLAIN BORE WHEELS - UP TO 300kgs LOAD RATING



SOLID RUBBER WHEELS

- CHOICE OF NYLON OR CAST IRON BORE

- RUGGED, ROBUST WHEELS FOR TOUGH APPLICATIONS

- SOME IMPACT ABSORBANCY

- HARD RUBBER COMPOUND / EASY ROLLING



MISCELLANEOUS WHEELS

SPECIFICATIONS

WHEEL TYPE	ITEM CODE	WHEEL DIAMETER (mm)	TREAD WIDTH (mm)	HUB LENGTH (mm)	BORE (mm)	BEARING / BORE TYPE	LOAD CAPACITY (kgs)
SOLID RUBBER WHEEL WITH PLAIN NYLON BORE	SR075N	75	35	40	10	PLAIN NYLON BORE	125
SOLID RUBBER WHEEL WITH PLAIN CAST IRON BORE	SR075C	75	35	40	10	PLAIN CAST IRON BORE	150
SOLID RUBBER WHEEL WITH PLAIN NYLON BORE	SR100N	100	35	43	12	PLAIN NYLON BORE	150
SOLID RUBBER WHEEL WITH PLAIN CAST IRON BORE	SR100C	100	35	43	12	PLAIN CAST IRON BORE	200
SOLID RUBBER WHEEL WITH PLAIN NYLON BORE	SR150N	150	40	45	19.05	PLAIN NYLON BORE	200
SOLID RUBBER WHEEL WITH PLAIN CAST IRON BORE	SR150C	150	40	45	19.05	PLAIN CAST IRON BORE	250
SOLID RUBBER WHEEL WITH PLAIN NYLON BORE	SR200N	200	50	67	25.4	PLAIN NYLON BORE	250
SOLID RUBBER WHEEL WITH PLAIN CAST IRON BORE	SR200C	200	50	67	25.4	PLAIN CAST IRON BORE	300

Your Partner Keeping Industry Rolling

Queensland Wheels and Castors: Unit 2, 47A Tiger Street, West Ipswich Qld 4305

PREMIUM HEAVY DUTY RANGE

WHEELS, CASTORS & ACCESSORIES

KINGPIN-LESS V KINGPIN

• KING PIN-LESS SWIVEL HEAD

The King Pin-less swivel head consists of an inner ball track that is formed as part of the single piece forged top plate and an outer ball track that, with the fork legs attached, makes up the fork base. One single row of large diameter ball bearings (inserted via a hole in the outer ball track) serves to hold the whole assembly together. This simple yet effective design is very robust particularly in sever conditions and it is easy to maintain with just the one single row of balls running in induction hardened raceways.

• KING PIN SWIVEL HEAD

The King Pin swivel head consists of a combination of a precision thrust bearing and a tapered roller bearing with a king pin and castellated nut to hold the whole assembly together. This configuration allows the swivel head play to be adjusted during maintenance.



**YOUR BIGGEST ASSETS ARE
SAFE ROLLING ON CASTORS
SUPPLIED BY QHDC
AUSTRALIA**



Your Partner Keeping Industry Rolling

Queensland Wheels and Castors: Unit 2, 47A Tiger Street, West Ipswich Qld 4305

GHKE SERIES CASTORS (LOW PROFILE)


PREMIUM HEAVY INDUSTRIAL - LOW PROFILE - UP TO 650kgs LOAD RATING














CASTOR FRAME

- FORGED KINGPINLESS HEAD
- PRECISION MACHINED/INDUCTION HARDENED RACEWAYS
- TOTALLY SEALED SWIVEL HEAD WITH GREASE NIPPLE
- 12mm AXLE / 65mm LEG SPACING
- 6mm THICK FORMED LEGS WELDED INSIDE & OUTSIDE
- ZINC PLATING FINISH
- 4 WAY DIRECTIONAL LOCK AVAILABLE SEPERATELY

WHEELS (SAS)

- PREMIUM POLYURETHANE TYRE BONDED TO CAST IRON CORE - 93 SHORE A
- HIGH GRADE, MACHINE CAST IRON CORE
- NON-MARKING, QUIET RUNNING, ABRASION / CUT / TEAR RESISTANT
- SEALED PRECISION BALL BEARINGS
- LOW ROLLING RESISTANCE



• GHKE SERIES CASTORS		• ASSEMBLED CASTOR CODES				• SPECIFICATIONS						
MOUNTING TYPE	WHEEL TYPE	RIGID	SWIVEL	TOTAL LOCKING	DIRECTIONAL LOCKING	WHEEL DIAMETER X TREAD WIDTH (mm)	OVERALL HEIGHT (mm)	SWIVEL RADIUS (mm)	SWIVEL RADIUS WITH BRAKE (mm)	MOUNTING PLATE DIMENSIONS (mm)	BOLT HOLE CENTRES (mm)	LOAD CAPACITY (kgs)
												
ZINC COATED PLATE MOUNT	SAS	GHKE-8575R-SAS	GHKE-8575S-SAS	GHKE-8575S-SAS-TL	AVAILABLE AS SEPARATE PART	85 X 75	133	100	130	138 X 110	105 X 75/80	650

Your Partner Keeping Industry Rolling

Queensland Wheels and Castors: Unit 2, 47A Tiger Street, West Ipswich Qld 4305

GRDE SERIES CASTORS

PREMIUM HEAVY INDUSTRIAL - UP TO 1500kgs LOAD RATING



SAS

POLYURETHANE ON CAST IRON WHEELS

- PREMIUM POLYURETHANE COMPOUND
- FIRMLY BONDED TO MACHINED CAST IRON CORE
- LOW ROLLING RESISTANCE, SMOOTH, NON MARKING



SEB

RESILIENT ELASTIC RUBBER WHEELS

- PREMIUM ELASTIC RUBBER COMPOUND
- FIRMLY BONDED TO MACHINED CAST IRON CORE
- SMOOTH, SHOCK ABSORBING, VIBRATION REDUCING



MCNY

SOLID IMPACT RESISTANT POLYMER WHEELS

- PREMIUM POLYAMIDE COMPOUND
- RESILIENT COMPOUND ENSURES HIGH ABRASION RESISTANCE
- VERY LOW ROLLING RESISTANCE UNDER EXTREME LOADS



MCI

SOLID CAST IRON WHEELS

- PREMIUM GREY CAST IRON
- HIGHLY MANOEUVRABLE UNDER ALL LOADS
- VERY LOW ABRASION RESISTANCE



VGI

SOLID CAST IRON V-GROOVE WHEELS

- PREMIUM GREY CAST IRON
- WHEELS FULLY MACHINED WITH 90° V-GROOVE IN TREAD FACE
- OPERATE ON INVERTED ANGLE IRON TRACK OR SMOOTH FLOOR



CASTOR FRAME

- FORGED KINGPINLESS HEAD
- PRECISION MACHINED/INDUCTION HARDENED RACEWAYS
- TOTALLY SEALED SWIVEL HEAD WITH GREASE NIPPLE
- 12mm AXLE / 65mm LEG SPACING
- 6mm THICK FORMED LEGS WELDED INSIDE & OUTSIDE
- ZINC PLATING FINISH
- 4 WAY DIRECTIONAL LOCK AVAILABLE AS SEPARATE PART




Your Partner Keeping Industry Rolling

Queensland Wheels and Castors: Unit 2, 47A Tiger Street, West Ipswich Qld 4305

GRDE SERIES CASTORS

PREMIUM HEAVY INDUSTRIAL - UP TO 1500kgs LOAD RATING



• GRDE SERIES CASTORS		• ASSEMBLED CASTOR CODES				• SPECIFICATIONS						
MOUNTING TYPE	WHEEL TREAD & CENTRE TYPE	RIGID	SWIVEL	TOTAL LOCKING	DIRECTIONAL LOCKING	WHEEL DIAMETER X TREAD WIDTH (mm)	OVERALL HEIGHT (mm)	SWIVEL RADIUS (mm)	SWIVEL RADIUS WITH BRAKE (mm)	MOUNTING PLATE DIMENSIONS (mm)	BOLT HOLE CENTRES (mm)	LOAD CAPACITY (kg)
ZINC COATED PLATE MOUNT	SAS	GRDE-42R-SAS	GRDE-42S-SAS	GRDE-42S-SAS-TL	AVAILABLE AS SEPARATE PART - TO ORDER ADD *-DL* TO SWIVEL CASTOR CODE	100 X 50	150	95	120	150 X 110	105 X 80 SLOTTED TO 121 / 59	400
	SEB	GRDE-42R-SEB	GRDE-42S-SEB	GRDE-42S-SEB-TL		100 X 50	150	95	120	150 X 110		210
	MCNY	GRDE-42R-MCNY	GRDE-42S-MCNY	GRDE-42S-MCNY-TL		100 X 50	150	95	120	150 X 110		1400
	MCI	GRDE-42R-MCI	GRDE-42S-MCI	GRDE-42S-MCI-TL		100 X 50	150	95	120	150 X 110		450
	VGI	GRDE-42R-VGI	GRDE-42S-VGI	GRDE-42S-VGI-TL		100 X 50	150	95	120	150 X 110		450
	SAS	GRDE-62R-SAS	GRDE-62S-SAS	GRDE-62S-SAS-TL		150 X 50	200	130	135	150 X 110		750
	SEB	GRDE-62R-SEB	GRDE-62S-SEB	GRDE-62S-SEB-TL		150 X 50	200	130	135	150 X 110		350
	MCNY	GRDE-62R-MCNY	GRDE-62S-MCNY	GRDE-62S-MCNY-TL		150 X 50	200	130	135	150 X 110		1500
	MCI	GRDE-62R-MCI	GRDE-62S-MCI	GRDE-62S-MCI-TL		150 X 50	200	130	135	150 X 110		800
	VGI	GRDE-62R-VGI	GRDE-62S-VGI	GRDE-62S-VGI-TL		150 X 50	200	130	135	150 X 110		800
	SAS	GRDE-82R-SAS	GRDE-82S-SAS	GRDE-82S-SAS-TL		200 X 50	250	163	163	150 X 110		1000
	SEB	GRDE-82R-SEB	GRDE-82S-SEB	GRDE-82S-SEB-TL		200 X 50	250	163	163	150 X 110		450
	MCNY	GRDE-82R-MCNY	GRDE-82S-MCNY	GRDE-82S-MCNY-TL		200 X 50	250	163	163	150 X 110		1500
	MCI	GRDE-82R-MCI	GRDE-82S-MCI	GRDE-82S-MCI-TL		200 X 50	250	163	163	150 X 110		1000
VGI	GRDE-82R-VGI	GRDE-82S-VGI	GRDE-82S-VGI-TL	200 X 50	250	163	163	150 X 110	1000			

Your Partner Keeping Industry Rolling

Queensland Wheels and Castors: Unit 2, 47A Tiger Street, West Ipswich Qld 4305

ABLP SERIES CASTORS

PREMIUM HEAVY INDUSTRIAL - UP TO 2000kgs LOAD RATING



SAS

POLYURETHANE ON CAST IRON WHEELS

- PREMIUM POLYURETHANE COMPOUND 93 SHORE A
- FIRMLY BONDED TO MACHINED CAST IRON CORE
- LOW ROLLING RESISTANCE, SMOOTH, NON MARKING
- RESILIENT COMPOUND ENSURES HIGH ABRASION, CUT & TEAR RESISTANCE
- HIGH GRADE, MACHINED CAST IRON CORE
- MAINTENANCE FREE SEALED PRECISION BALL BEARINGS



HP

PNEUMATIC ROAD WHEELS

- 6 PLY PNEUMATIC TYRE ON PRESSED STEEL RIM
- LARGE DIAMETER
- IDEAL FOR ROUGH & UNEVEN SURFACES
- SHOCK ABSORBING & VIBRATION REDUCING
- IDEAL FOR LIGHT DUTY TOWING
- MAINTENANCE FREE SEALED PRECISION BEARINGS



HE

CUSHION SOLID RUBBER WHEELS

- PREMIUM SOLID CUSHION RUBBER TYRE COMPOUND ON PRESSED STEEL CENTRE
- LARGE DIAMETER
- IDEAL FOR ROUGH & UNEVEN SURFACES
- SHOCK ABSORBING & VIBRATION REDUCING
- IDEAL FOR LIGHT DUTY TOWING
- MAINTENANCE FREE SEALED PRECISION BEARINGS



Your Partner Keeping Industry Rolling

Queensland Wheels and Castors: Unit 2, 47A Tiger Street, West Ipswich Qld 4305

ABLP SERIES CASTORS

PREMIUM HEAVY INDUSTRIAL - UP TO 2000kgs LOAD RATING



CASTOR FRAME

- FORGED KINGPIN SWIVEL HEAD
- COMBINED PRECISION THRUST BEARING / TAPERED ROLLER BEARING
- ADJUSTABLE SWIVEL HEAD PLAY
- TOTALLY SEALED SWIVEL HEAD WITH GREASE NIPPLE
- 20mm AXLE / 90mm LEG SPACING
- 10mm THICK FORMED LEGS WELDED INSIDE & OUT
- ZINC PLATED FINISH
- 4 WAY DIRECTIONAL LOCK AVAILABLE SEPERATELY

• ABLP SERIES CASTORS		• ASSEMBLED CASTOR CODES				• SPECIFICATIONS						
MOUNTING TYPE	WHEEL TREAD & CENTRE TYPE	RIGID	SWIVEL	TOTAL LOCKING	DIRECTIONAL LOCKING	WHEEL DIAMETER X TREAD WIDTH (mm)	OVERALL HEIGHT (mm)	SWIVEL RADIUS (mm)	SWIVEL RADIUS WITH BRAKE (mm)	MOUNTING PLATE DIMENSIONS (mm)	BOLT HOLE CENTRES (mm)	LOAD CAPACITY (kgs)
ZINC COATED PLATE MOUNT	SAS	ABLP-63R-SAS	ABLP-63S-SAS	ABLP-63S-SAS-TL	AVAILABLE AS SEPARATE PART	150 X 75	212	130	140	175 X 140	140 X 105	1050
	SAS	ABLP-83R-SAS	ABLP-83S-SAS	ABLP-83S-SAS-TL		200 X 75	264	167	167	175 X 140	140 X 105	1400
	SAS	ABLP-103R-SAS	ABLP-103S-SAS	ABLP-103S-SAS-TL		250 X 75	314	205	205	175 X 140	140 X 105	1800
	SAS	ABLP-123R-SAS	ABLP-123S-SAS	ABLP-123S-SAS-TL		300 X 75	365	232	232	175 X 140	140 X 105	2000
	HP	ABLP-164R-HP	ABLP-164S-HP	N/A		400 X 100	475	295	N/A	175 X 140	140 X 105	360
	HE	ABLP-164R-HE	ABLP-164S-HE	N/A		400 X 100	475	295	N/A	175 X 140	140 X 105	600

Your Partner Keeping Industry Rolling

Queensland Wheels and Castors: Unit 2, 47A Tiger Street, West Ipswich Qld 4305

ABE50 & 75 SERIES CASTORS

PREMIUM HEAVY INDUSTRIAL - UP TO 7500kgs LOAD RATING

ABE50 CASTORS

- AVAILABLE WITH EITHER PREMIUM POLYURETHANE OR IMPACT RESISTANT POLYMER WHEELS
- 25mm AXLE / 90mm LEG SPACING
- 10mm THICK FORMED LEGS WELDED INSIDE & OUT
- (SAS) POLYURETHANE WHEELS ARE NON-MARKING / ABRASION, CUT & TEAR RESISTANT
- (MCNY) POLYMER WHEELS ARE HIGHLY IMPACT RESISTANT, IDEAL FOR EXTREME HEAVY LOADS
- 4 WAY DIRECTIONAL LOCK ALSO AVAILABLE AS SEPARATE PART



ABE75 CASTORS

- AVAILABLE WITH EITHER PREMIUM POLYURETHANE OR IMPACT RESISTANT POLYMER WHEELS
- 30mm AXLE / 114mm LEG SPACING
- 12mm THICK FORMED LEGS WELDED INSIDE & OUT
- (SAS) POLYURETHANE WHEELS ARE NON-MARKING / ABRASION, CUT & TEAR RESISTANT
- (MCNY) POLYMER WHEELS ARE HIGHLY IMPACT RESISTANT, IDEAL FOR EXTREME HEAVY LOADS
- 4 WAY DIRECTIONAL LOCK ALSO AVAILABLE AS SEPARATE PART




Your Partner Keeping Industry Rolling

Queensland Wheels and Castors: Unit 2, 47A Tiger Street, West Ipswich Qld 4305

ABE50 & 75 SERIES CASTORS

PREMIUM HEAVY INDUSTRIAL - UP TO 7500kgs LOAD RATING



CASTOR FRAME

- FORGED PRECISION BEARING / KINGPIN CASTOR
- 4 WAY DIRECTIONAL LOCK AVAILABLE SEPERATELY
- ADJUSTABLE SWIVEL HEAD PLAY
- TOTALLY SEALED SWIVEL HEAD WITH GREASE
- ZINC PLATED FINISH
- COMBINED PRECISION THRUST BEARING / TAPERED ROLLER BEARING



• ABE50 & 75 SERIES CASTORS		• ASSEMBLED CASTOR CODES				• SPECIFICATIONS						
MOUNTING TYPE	WHEEL TREAD & CENTRE TYPE	RIGID	SWIVEL	WHEEL FACE BRAKE	DIRECTIONAL LOCKING	WHEEL DIAMETER X TREAD WIDTH (mm)	OVERALL HEIGHT (mm)	SWIVEL RADIUS (mm)	SWIVEL RADIUS WITH BRAKE (mm)	MOUNTING PLATE DIMENSIONS (mm)	BOLT HOLE CENTRES (mm)	LOAD CAPACITY (kgs)
ABE50 ZINC COATED PLATE MOUNT	SAS	ABE50-83R-SAS	ABE50-83S-SAS	ABE50-83S-SAS-WFB	AVAILABLE AS SEPARATE PART - TO ORDER ADD "DL" TO SWIVEL CASTOR CODE	200 X 75	264	165	325	200 X 160	160 X 120	1400
	MCNY	ABE50-83R-MCNY	ABE50-83S-MCNY	ABE50-83S-MCNY-WFB		200 X 80	264	165	325	200 X 160	160 X 120	4500
	SAS	ABE50-103R-SAS	ABE50-103S-SAS	ABE50-103S-SAS-WFB		250 X 75	314	205	365	200 X 160	160 X 120	1800
	MCNY	ABE50-103R-MCNY	ABE50-103S-MCNY	ABE50-103S-MCNY-WFB		250 X 80	314	205	365	200 X 160	160 X 120	5000
ABE75 ZINC COATED PLATE MOUNT	SAS	ABE75-84R-SAS	ABE75-84S-SAS	ABE75-84S-SAS-WFB		200 X 100	280	165	325	255 X 200	210 X 160	1800
	MCNY	ABE75-84R-MCNY	ABE75-84S-MCNY	ABE75-84S-MCNY-WFB		200 X 80	280	165	325	255 X 200	210 X 160	4500
	SAS	ABE75-104R-SAS	ABE75-104S-SAS	ABE75-104S-SAS-WFB		250 X 100	330	195	355	255 X 200	210 X 160	2200
	MCNY	ABE75-104R-MCNY	ABE75-104S-MCNY	ABE75-104S-MCNY-WFB		250 X 100	330	195	355	255 X 200	210 X 160	7500
	SAS	ABE75-124R-SAS	ABE75-124S-SAS	ABE75-124S-SAS-WFB		300 X 100	395	235	395	255 X 200	210 X 160	2800
	MCNY	ABE75-124R-MCNY	ABE75-124S-MCNY	ABE75-124S-MCNY-WFB		300 X 100	395	235	395	255 X 200	210 X 160	7500
	SAS	ABE75-164R-SAS	ABE75-164S-SAS	ABE75-164S-SAS-MCNY		400 X 100	495	300	445	255 X 200	210 X 160	3500

Your Partner Keeping Industry Rolling

Queensland Wheels and Castors: Unit 2, 47A Tiger Street, West Ipswich Qld 4305

DABE75 & 100 SERIES CASTORS

PREMIUM HEAVY INDUSTRIAL - UP TO 11500kgs LOAD RATING



DABE75 SERIES CASTORS

WITH SAS POLYURETHANE ON CAST IRON WHEELS - UP TO 5600kgs



DABE75 SERIES CASTORS

WITH MCNY IMPACT RESISTANT POLYMER WHEELS - UP TO



DABE SERIES CASTORS

- FORGED PRECISION BEARING / KINGPIN CASTOR
- COMBINED PRECISION THRUST BEARING / TAPERED ROLLER BEARING
- ADJUSTABLE SWIVEL HEAD PLAY
- TOTALLY SEALED SWIVEL HEAD WITH GREASE NIPPLE
- 30MM AXLE / 114MM LEG SPACING
- 12MM THICK FORMED LEGS WELDED INSIDE & OUT
- PLEASE SEE PAGE FOR SAS & MCNY WHEEL FEATURES

DABE100 SERIES CASTORS

WITH SAS POLYURETHANE WHEELS UP TO 11500kgs



- FORGED PRECISION BEARING / KINGPIN CASTOR
- COMBINED PRECISION THRUST BEARING / TAPERED ROLLER BEARING
- ADJUSTABLE SWIVEL HEAD PLAY
- TOTALLY SEALED SWIVEL HEAD WITH GREASE NIPPLE
- 35MM AXLE / 135MM X 2 LEG SPACING - BLACK POLYMER FINISH
- AVAILABLE ON INDENT ONLY

DABE75 & 100 SERIES CASTORS		ASSEMBLED CASTOR CODES				SPECIFICATIONS						
MOUNTING TYPE	WHEEL TREAD & CENTRE TYPE	RIGID	SWIVEL	WHEEL FACE BRAKE	DIRECTIONAL LOCKING	WHEEL DIAMETER X TREAD WIDTH (mm)	OVERALL HEIGHT (mm)	SWIVEL RADIUS (mm)	SWIVEL RADIUS WITH BRAKE (mm)	MOUNTING PLATE DIMENSIONS (mm)	BOLT HOLE CENTRES (mm)	LOAD CAPACITY (kgs)
ZINC COATED PLATE MOUNT	SAS	DABE75-124R-SAS	DABE75-124S-SAS	DABE75-124S-SAS-WFB	AVAILABLE AS SEPARATE PART	300 X 100 X 2	395	261	420	255 X 200	210 X 160	5600
	MCNY	DABE75-124R-SAS	DABE75-124S-MCNY	DABE75-124S-MCNY-WFB		300 X 100 X 2	395	261	420	255 X 200	210 X 160	7500
POLYMER FINISH	SAS	DABE100-165R-SAS	DABE100-165S-SAS	N/A		450 X 125 X 2	570	350	N/A	365 DIAMETER	(4) 300 P.C.D	11500

Your Partner Keeping Industry Rolling

Queensland Wheels and Castors: Unit 2, 47A Tiger Street, West Ipswich Qld 4305

JACKING CASTORS

PREMIUM HEAVY INDUSTRIAL - UP TO 1000kgs LOAD RATING



JC-SW-SAS-6 JACKING CASTOR

- SIDE WINDING
- SIDE MOUNTING
- UP TO 200mm LIFT TRAVEL
- ROBUST ALL STEEL CONSTRUCTION
- ZINC COATED FINISH
- INCLUDES PREMIUM POLYURETHANE CASTOR (150mm STANDARD)



JC-SW-SAS-6 JACKING CASTOR

- TOP WINDING
- SIDE MOUNTING
- UP TO 85mm LIFT TRAVEL
- PREMIUM HEAVY DUTY MODEL
- BLACK POLYMER FINISH
- INCLUDES POLYURETHANE ON CAST IRON WHEEL (200mm STANDARD)



ASSEMBLED CASTOR CODE • SPECIFICATIONS

ASSEMBLED CASTOR CODE	MOUNTING TYPE	TREAD MATERIAL	WHEEL DIAMETER X TREAD WIDTH (mm)	FULLY EXTENDED HEIGHT (mm)	RETRACTED HEIGHT (mm)	SWIVEL RADIUS (mm)	MOUNTING PLATE DIMENSIONS (mm)	BOLT HOLE CENTRES (mm)	ATTACHING BOLT SIZE (mm)	LOAD CAPACITY (kgs)
JC-SW-SAS-6	JACKING CASTOR - SIDE PLATE	POLYURETHANE	150 x 50	820	620	135	152 X 106	114.3 X 63.5	12	750
JA-SAS-8	JACKING CASTOR - SIDE PLATE	POLYURETHANE	200 x 50	620	535	160	152 X 106	114.3 X 63.5	12	1000

Your Partner Keeping Industry Rolling

Queensland Wheels and Castors: Unit 2, 47A Tiger Street, West Ipswich Qld 4305

WHEELS & ROLLERS

FOR PREMIUM HEAVY DUTY CASTORS OR MOUNT ON STUB AXLE


SAS SERIES - POLYURETHANE ON CAST IRON WHEELS / ROLLERS:

- PREMIUM POLYURETHANE COMPOUND
- FIRMLY BONDED (CHEMICAL / MECHANICAL) TO MACHINED CAST IRON CORE
- OPTIMAL 93 SHORE A (± 3) HARDNESS
- LOW ROLLING RESISTANCE, SMOOTH, QUIET RUNNING, NON MARKING
- RESILIENT COMPOUND ENSURES HIGH ABRASION, CUT & TEAR RESISTANCE
- MAINTENANCE-FREE SEALED PRECISION BALL BEARINGS

WHEELS



ROLLERS



SAS SERIES WHEELS & ROLLERS

SPECIFICATIONS

PRODUCT CODE	WHEEL DIAMETER (mm)	TREAD WIDTH	HUB LENGTH	BORE	BEARING TYPE	LOAD CAPACITY (kg)
SAS-8270-BB20 (ROLLER)	82	70	70	20	SEALED PRECISION	600
SAS-8575-BB20 (ROLLER)	85	75	75	20	SEALED PRECISION	650
SAS-8298-BB20 (ROLLER)	82	98	98	20	SEALED PRECISION	800
SAS-42-BB20 (WHEEL)	100	50	60	20	SEALED PRECISION	400
SAS-62-BB20 (WHEEL)	150	50	60	20	SEALED PRECISION	750
SAS-82-BB20 (WHEEL)	200	50	60	20	SEALED PRECISION	1000
SAS-63-BB30 (WHEEL)	150	75	82	30	SEALED PRECISION	1050
SAS-83-BB30 (WHEEL)	200	75	82	30	SEALED PRECISION	1400
SAS-103-BB30 (WHEEL)	250	75	82	30	SEALED PRECISION	1800
SAS-123-BB30 (WHEEL)	300	75	82	30	SEALED PRECISION	2200
SAS-84-BB40 (WHEEL)	200	100	108	40	SEALED PRECISION	1800
SAS-104-BB40 (WHEEL)	250	100	108	40	SEALED PRECISION	2200
SAS-124-BB40 (WHEEL)	300	100	108	40	SEALED PRECISION	2800
SAS-164-BB40 (WHEEL)	400	100	108	40	SEALED PRECISION	3500

OTHER SIZES & TREAD COMPOUNDS AVAILABLE ON INDENT - PLEASE ENQUIRE

Your Partner Keeping Industry Rolling

Queensland Wheels and Castors: Unit 2, 47A Tiger Street, West Ipswich Qld 4305

WHEELS & ROLLERS

FOR PREMIUM HEAVY DUTY CASTORS OR MOUNT ON STUB AXLE

MCNY SERIES - SOLID IMPACT RESISTANT POLYMER WHEELS

- PREMIUM POLYAMIDE COMPOUND
- MACHINED FROM PRE-CAST MATERIAL
- OPTIMAL 80SHORE d (± 2) HARDNESS SHORE D
- VERY LOW ROLLING RESISTANCE UNDER EXTREME LOADS
- RESILIENT COMPOUND ENSURES HIGH ABRASION RESISTANCE
- HIGH TRACTION LEVEL ON SMOOTH CONCRETE
- RESISTANT TO WATER & MOST CHEMICALS & SOLVENTS
- MAINTENANCE-FREE SEALED PRECISION BALL BEARINGS
- AXLE BUSHINGS AVAILABLE TO REDUCE BORE SIZE



HE SERIES - CUSHION SOLID RUBBER WHEELS








- SOLID CUSHION RUBBER ON PRESSED STEEL CENTRE
- LARGE DIAMETER IDEAL FOR ROUGH & UNEVEN SURFACES
- SHOCK ABSORBING & VIBRATION REDUCING
- IDEAL FOR LIGHT DUTY TOWING

HP SERIES - PNEUMATIC WHEELS

- 6 PLY PNEUMATIC TYRE ON PRESSED STEEL CENTRE
- LARGE DIAMETER IDEAL FOR ROUGH & UNEVEN SURFACES
- SHOCK ABSORBING & VIBRATION REDUCING
- IDEAL FOR LIGHT DUTY TOWING

MCNY SERIES WHEELS

SPECIFICATIONS

PRODUCT CODE	WHEEL DIAMETER (mm)	TREAD WIDTH (mm)	HUB LENGTH (mm)	BORE (mm)	BEARING TYPE	LOAD CAPACITY (kg)
						
MCNY-10055-BB25 (WHEEL)	100	55	60	25	SEALED PRECISION	1250
MCNY-15055-BB30 (WHEEL)	150	55	60	30	SEALED PRECISION	2000
MCNY-20055-BB35 (WHEEL)	200	55	60	35	SEALED PRECISION	2750
MCNY-20080-BB45 (WHEEL)	200	80	85	45	SEALED PRECISION	4500
MCNY-25080-BB50 (WHEEL)	250	80	85	50	SEALED PRECISION	6000
MCNY-250100-BB70 (WHEEL)	250	100	108	70	SEALED PRECISION	8000
MCNY-300100-BB70 (WHEEL)	300	100	108	70	SEALED PRECISION	9000
HE-164-BB30 (WHEEL)	400	100	67	30	SEALED PRECISION	600
HP-164-BB30 (WHEEL)	400	100	67	30	SEALED PRECISION	360

Your Partner Keeping Industry Rolling

Queensland Wheels and Castors: Unit 2, 47A Tiger Street, West Ipswich Qld 4305

WHEELS & ROLLERS

FOR PREMIUM HEAVY DUTY CASTORS OR MOUNT ON STUB AXLE

SEB SERIES - ELASTIC RUBBER WHEELS

- PREMIUM ELASTIC RUBBER COMPOUND
- FIRMLY BONDED (CHEMICAL) TO PRECISION MACHINED CAST IRON CORE
- HIGHLY RESISTANT 75 SHORE A (± 5) HARDNESS
- SMOOTH, QUIET RUNNING, SHOCK ABSORBING, VIBRATION REDUCING
- MAINTENANCE-FREE SEALED PRECISION BEARINGS



MCI SERIES - SOLID CAST IRON WHEELS

- PREMIUM GREY CAST IRON
- FULLY MACHINED WITH SLIGHT CROWN ON TREAD FACE
- VERY LOW ROLLING RESISTANCE
- HIGHLY MANOEVRABLE UNDER LOAD
- HIGHLY ABRASION RESISTANT
- MAINTENANCE-FREE SEALED PRECISION BEARINGS



VGI SERIES - SOLID CAST IRON V-GROOVE WHEELS



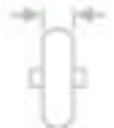
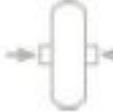



- PREMIUM GREY CAST IRON
- FULLY MACHINED WITH 90° V-GROOVE CUT IN TREAD FACE
- OPERATE WELL ON LOW ANGLE IRON TRACK OR SMOOTH FLOOR
- VERY LOW ROLLING RESISTANCE
- HIGHLY ABRASION RESISTANT



FLANGED CAST IRON & SOLID ELASTOMER WHEELS AVAILABLE ON INDENT - PLEASE ENQUIRE



SEB / MCI / VGI SERIES WHEELS • SPECIFICATIONS

PRODUCT CODE	WHEEL DIAMETER (mm)	TREAD WIDTH (mm)	HUB LENGTH (mm)	BORE (mm)	BEARING TYPE	LOAD CAPACITY (kgs)
						
SEB-42-BB20 (WHEEL)	100	50	60	20	SEALED PRECISION	210
SEB-62-BB20 (WHEEL)	150	50	60	20	SEALED PRECISION	350
SEB-82-BB20 (WHEEL)	200	50	60	20	SEALED PRECISION	450
MCI-315-PB12 (WHEEL)	75	33	43	12	PLAIN BORE	190
MCI-42-BB20 (WHEEL)	100	50	60	20	SEALED PRECISION	450
MCI-62-BB20 (WHEEL)	150	50	60	20	SEALED PRECISION	800
VG-42-BB20 (WHEEL)	100	43	60	20	SEALED PRECISION	360
VG-62-BB20 (WHEEL)	150	43	60	20	SEALED PRECISION	700

Your Partner Keeping Industry Rolling

Queensland Wheels and Castors: Unit 2, 47A Tiger Street, West Ipswich Qld 4305


ACCESSORIES

FOR PREMIUM HEAVY DUTY CASTORS

• DIRECTIONAL LOCKS FOR ALL SWIVEL CASTORS

- 4 POSITION LOCKING TO FIX DIRECTION OF TRAVEL
- EASILY ATTACHED TO UNDERSIDE OF CASTOR MOUNTING PLATE
- INSTALL WITH CASTOR OR ADD LATER USING CASTOR MOUNTING BOLTS
- AVAILABLE TO SUIT ALL STOCKED SWIVEL CASTORS
- SIMPLE RING-PULL PIN OR FOOT PEDAL OPERATION

PRODUCT CODE	PEDAL OR RING	FIT TO SWIVEL CASTOR SERIES
DL-GHKE	PEDAL	GHKE
DL-GRDE	PEDAL	GRDE
DL-ABLP	RING	ABLP
DL-ABE50	RING	ABE50
DL-ABE75	RING	ABE75
DL-DABE75	RING	DABE75



FOOT PEDAL STYLE

RING PULL PIN STYLE



• TOP HAT BUSHINGS

SERIES	PRODUCT CODE	OD (mm)	ID (mm)	LENGTH (mm)
GRDE / SAS	TH-20122.5-32.5	25	12.25	32.5
GRDE / MCNY	TH-25122.5-32.5	25	12.25	32.5
GRDE / MCNY	TH-30122.5-32.5	30	12.25	32.5
GRDE / MCNY	TH-35122.5-32.5	35	12.25	32.5
ABLP / SAS / SEB	TH-30204-45	30	20.4	45
ABLP / HE	TH-230204-HEPAIR	30	20.4	90 (PAIR)
ABE50 / SAS	TH-30254-45	30	25.4	45
ABLP / MCNY	TH-45204-45	45	20.4	45
AB550 / MCNY	TH-45252.5-45	45	25.25	45
AB550 / MCNY	TH-50252.5-45	50	25.25	45
AB575 / MCNY	TH-70303-57	70	25.25	57
ABE75 & DABE75 / SAS	TH-40303-57	40	30.3	57



• AXLE BOLTS & NUTS

SERIES	PRODUCT CODE	OD (mm)	ID (mm)	LENGTH (mm)
GHKE & GRDE	AX-M1295	∅ 12 X 95	NYL-M12 X 14	MYL-M12 X 1.75
ABLP	AX-M20140	∅ 20 X 140	SL-20 X 22	SL-M20 X 1.5
ABE50	AX-M25140	∅ 25 X 140	SL-24 X 22.5	SL-M24 X 1.5
ABE75	AX-M30168	∅ 30 X 168	SL-30 X 25.5	SL-M30 X 2
DABE75	AX-M30294	∅ 30 X 294	SL-30 C 25.5	SL-M30 X 2
DABE75 WFB	AX-M30300	∅ 30 X 300	SL-30 C 25.5	SL-M30 X 2



Your Partner Keeping Industry Rolling

Queensland Wheels and Castors: Unit 2, 47A Tiger Street, West Ipswich Qld 4305

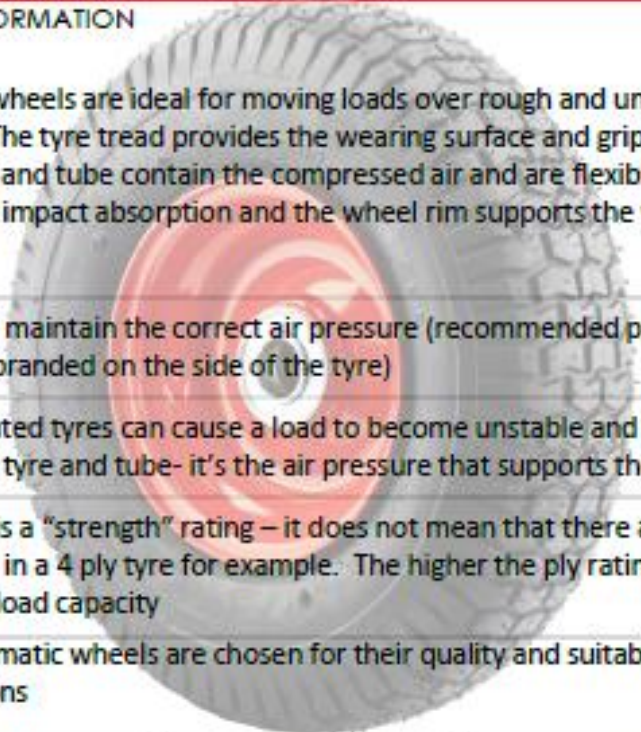
ABOUT PNEUMATIC WHEELS

GENERAL INFORMATION

Pneumatic wheels are ideal for moving loads over rough and uneven surfaces. The tyre tread provides the wearing surface and grip, the tyre carcass and tube contain the compressed air and are flexible allowing for impact absorption and the wheel rim supports the whole assembly.

- Check and maintain the correct air pressure (recommended pressure is normally branded on the side of the tyre)
- Underinflated tyres can cause a load to become unstable and will damage the tyre and tube- it's the air pressure that supports the load
- Ply rating is a "strength" rating – it does not mean that there are 4 layers of ply in a 4 ply tyre for example. The higher the ply rating - the greater the load capacity

QHDC pneumatic wheels are chosen for their quality and suitability for our conditions



1 PIECE STEEL RIM

HEAVY GAUGE STEEL CONSTRUCTION
ONE PIECE STEEL RIMS WITH HIGH
QUALITY POWDER COAT FINISH



2 PIECE STEEL RIM

HEAVY GAUGE STEEL CONSTRUCTION
ONE PIECE STEEL RIMS WITH HIGH
QUALITY POWDER COAT FINISH



1 PIECE POLYPROPYLENE RIM

HEAVY GAUGE STEEL CONSTRUCTION
ONE PIECE STEEL RIMS WITH HIGH
QUALITY POWDER COAT FINISH



RIB



LUG



UNIVERSAL



DIAMOND



STUD



KNOBBY




TURF

Your Partner Keeping Industry Rolling


Queensland Wheels and Castors: Unit 2, 47A Tiger Street, West Ipswich Qld 4305

PNEUMATIC WHEELS

1 & 2 PIECE STEEL RIM - UP TO 230kgs LOAD RATING



PLEASE NOTE: The air pressure supports the load - under-inflated tyres can result in damage to the tyre/tube/rim and potential injury to the operator or bystanders. Tyre pressures and load ratings stated here are the maximum recommended for all usage conditions with speeds up to 12kph. Please consult with our representative for loads/speeds in excess of those stated or where operating conditions are of an extreme nature.

ITEM CODE	TYRE SIZE / PLY RATING	TREAD PATTERN	TYRE PRESSURE (PSI)	DIAMETER X WIDTH	HUB X BORE	STANDARD BEARING	ALTERNATIVE BEARING SIZES	ALTERNATIVE BUSHING SIZES	LOAD RATING 
							When ordering wheels with alternative bearing / bushing sizes please add the size to the end of the wheel code. E.g PS2STUD350X4F34 for 3/4" ID bearings, PSUNI250X4F58 for 5/8" bearings		
PSLUG250X4F20	2.50-4 4PR	LUG	35	220 X 60	60 X 20	FLANGED BALL	1/2" ID, 5/8" ID, 3/4" ID, 20mm	1/2" ID, 5/8" ID, 3/4" ID, 20mm, 1" ID	120
PSUNI250X4F20	2.50-4 4PR	UNIVERSAL	35	220 X 60	60 X 20	FLANGED BALL			120
PSDMD300X4F20	3.00-4 4PR	DIAMOND	50	260 X 80	60 X 20	FLANGED BALL			140
PS2STUD350X4F20	4.10/3.50-4 4PR	STUD	50	265 X 85	60 X 20	FLANGED BALL			160
PSKNO350X4F20	4.10/3.50-4 4PR	KNOBBY	50	265 X 85	60 X 20	FLANGED BALL			160
PSUNI250X6F01	2.50-6 4PR	UNIVERSAL	35	275 X 60	60 X 25.4 (1")	FLANGED BALL	1" ID	N/A	140
PS2STUD350X6F01	4.10/3.50-6 4PR	STUD	35	320 X 85	60 X 25.4 (1")	FLANGED BALL			200
PSTUR13X500-6F01	13X5.00-6 4PR	TURF	30	325 X 120	60 X 25.4 (1")	FLANGED BALL			220
PS2STUD400X8F01	4.80/4.00-8 4PR	STUD	35	400 X 100	80 X 25.4 (1")	FLANGED BALL			220
PSKNO400X8F01	4.80/4.00-8 4PR	KNOBBY	35	400 X 100	80 X 25.4 (1")	FLANGED BALL			220
PSTUR16X650-8F01	16X6.50-8 4PR	TURF	30	410 X 160	150 X 25.4 (1")	FLANGED BALL			230
PS2LUG250X4F20	2.50-4 4PR	LUG	35	220 X 60	60 X 20	FLANGED BALL	1/2" ID, 5/8" ID, 3/4" ID, 20mm	1/2" ID, 5/8" ID, 3/4" ID, 20mm, 1" ID	120
PS2UNI250X4F20	2.50-4 4PR	LUG	35	220 X 60	60 X 20	FLANGED BALL			120
PS2DMD300X4F20	3.00-4 4PR	DIAMOND	50	260 X 80	60 X 20	FLANGED BALL			140
PS2STUD350X4F20	4.10/3.50-4 4PR	STUD	50	265 X 85	60 X 20	FLANGED BALL			160
PS2KNO350X4F20	4.10/3.50-4 4PR	KNOBBY	50	265 X 85	60 X 20	FLANGED BALL			160
PS2UNI250X6F01	2.50-6 4PR	UNIVERSAL	35	275 X 60	60 X 25.4 (1")	FLANGED BALL	1" ID	N/A	140
PS2STUD350X6F01	4.10/3.50-6 4PR	STUD	35	320 X 85	60 X 25.4 (1")	FLANGED BALL			200
PS2STUD400X8F01	4.80/4.00-8 4PR	STUD	35	400 X 100	80 X 25.4 (1")	FLANGED BALL			220
PS2KNO400X8F01	4.80/4.00-8 4PR	KNOBBY	35	400 X 100	80 X 25.4 (1")	FLANGED BALL			220

Your Partner Keeping Industry Rolling


Queensland Wheels and Castors: Unit 2, 47A Tiger Street, West Ipswich Qld 4305

PNEUMATIC WHEELS

1 PIECE POLYPROPYLENE RIM - UP TO 150kg's LOAD RATING

PLEASE NOTE: The air pressure supports the load - under-inflated tyres can result in damage to the tyre/tube/rim and potential injury to the operator or bystanders. Tyre pressures and load ratings stated here are the maximum recommended for all usage conditions with speeds up to 12kph. Please consult with our representative for loads/speeds in excess of those stated or where operating conditions are of an extreme nature.



ITEM CODE	TYRE SIZE / PLY RATING	TREAD PATTERN	TYRE PRESSURE (PSI)	DIAMETER X WIDTH	HUB X BORE	STANDARD BEARING	ALTERNATIVE BEARING SIZES	ALTERNATIVE BUSHING SIZES	LOAD RATING 
							When ordering wheels with alternative bearing / bushing sizes please add the size to the end of the wheel code. E.g PPSTUD350X4F34 for 3/4" ID bearings, PPUNI250X4F54 for 5/8" bearings		
PPRIB200X50P08	200 X 50	RIB	35	200 X 50	50 X 8	SEALED PRECISION	N/A	N/A	80
PPLUG250X4F20	2.50-4 4PR	LUG	35	220 X 60	60 X 20	FLANGED BALL	1/2" ID, 5/8" ID, 3/4" ID, 20mm	N/A	100
PPUNI250X4F20	2.50-4 4PR	UNIVERSAL	35	220 X 60	60 X 20	FLANGED BALL		N/A	100
PPDMD300X4F20	3.00-4 4PR	DIAMOND	50	260 X 80	60 X 20	FLANGED BALL		N/A	120
PPSTUD350X4F20	4.10/3.50-4 4PR	STUD	50	265 X 85	60 X 20	FLANGED BALL		N/A	140
PPKNO350X4F20	4.10/3.50-4 4PR	KNobby	50	265 X 85	60 X 20	FLANGED BALL		N/A	140
PPSTUD350X6F01	4.10/3.50-6 4PR	STUD	35	320 X 85	70 X 20	FLANGED BALL	N/A	N/A	150
PPSTUD400X8F01	4.80/4.00-8 4PR	STUD	35	400 X 100	80 X 25.4 (1")	SEALED PRECISION	N/A	N/A	150
PPKNO400X8F01	4.80/4.00-8 4PR	KNobby	35	400 X 100	80 X 25.4 (1")	SEALED PRECISION	N/A	N/A	150

1 PIECE PP RIM

Your Partner Keeping Industry Rolling

Queensland Wheels and Castors: Unit 2, 47A Tiger Street, West Ipswich Qld 4305

FOAM FILLED WHEELS

2 PIECE STEEL RIM - UP TO 220kgs LOAD RATING

NO MORE PUNCTURES OR PRESSURE CHECKS!!!!

Puncture-Free foam filled wheels are ideal for moving loads over rough and uneven surfaces where there is potential for sharp objects to penetrate the tyre, or where regular maintenance checks are not easy. The tyre tread provides the wearing surface and grip, the tyre carcass contains the polyurethane foam fill with combined flexibility to absorb impacts. The 2-piece wheel rim supports the whole assembly.






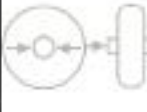


Things to note when using foam filled wheels:

- Do not overload these wheels beyond recommended load capacities
- Remove nails and objects penetrating the tyre when visible to avoid further damage – the tyre won't go flat
- Where possible avoid leaving under heavy load for longer periods – these tyres will flat spot for a while until the foam fill recovers it's shape – PU foam does have a memory

QHDC Puncture-Free foam filled-wheels are chosen for their quality and suitability for tough Australian conditions

POLYURETHANE FOAM FILLED tyres have memory foam, however when left under load for extended periods they may take time to recover to their original shape and size. The tyres used with foam fill are the same on a normal pneumatic wheel. The main benefit of these wheels is that they are puncture free.



ITEM CODE	TYRE SIZE	TREAD PATTERN	TYRE PRESSURE (PSI)	DIAMETER X WIDTH	HUB X BORE	STANDARD BEARING	ALTERNATIVE BEARING SIZES	ALTERNATIVE BUSHING SIZES	LOAD RATING
							When ordering wheels with alternative bearing / bushing sizes please add the size to the end of the wheel code. E.g PSSTUD350X4F20 for 3/4" ID bearings, PSUNI250X4F58 for 5/8" bearings		
FSLUG250X4F20	2.50-4	LUG	N/A	220 X 60	60 X 20	FLANGED BALL	1/2" ID, 5/8" ID, 3/4" ID, 20mm	1/2" ID, 5/8" ID, 3/4" ID, 20mm, 1" ID	120
FSSTUD350X4F20	4.10/3.50-4	STUD	N/A	265 X 85	60 X 20	FLANGED BALL			160
FSUNI250X6F01	2.50-6	UNIVERSAL	N/A	275 X 60	60 X 25.4 (1")	FLANGED BALL			140
FSSTUD350X6F01	3.50-6	STUD	N/A	320 X 85	60 X 25.4 (1")	FLANGED BALL	1" ID	N/A	200
FSKNO400X8F01	4.80/4.00-8	KNobby	N/A	400 X 100	80 X 25.4 (1")	FLANGED BALL			220

Your Partner Keeping Industry Rolling

Queensland Wheels and Castors: Unit 2, 47A Tiger Street, West Ipswich Qld 4305

ABOUT GREY TYRES & TUBES



FOR SCOOTERS, MOBILITY DEVICES & WHEELCHAIRS

Grey Foam-Filled and Solid PU Tyres for scooters, wheelchairs and mobility devices are intended for both indoor and outdoor use on most surfaces. They perform in a similar way to the equivalent size pneumatic tyre but have the benefit of being Puncture-Free – they won't go flat.

Things to note about Grey Foam-Filled and Solid PU Tyres:

- Grey foam-filled tyres are simply pneumatic tyres with a polyurethane foam filling that replicates the performance of the equivalent pneumatic tyre when inflated to its recommended pressure
- Solid PU tyres are manufactured using MCP – microcellular polyurethane - that is moulded with a "skin" that forms the tread and smooth sidewalls of the tyre. Polyurethane is resilient, abrasion resisting and hard wearing material for long life, low maintenance service. It is also non marking
- These tyres are normally heavier than their pneumatic counterparts
- Just like a motorvehicle, worn treads will mean that the tyres lose their grip – tyres should be replaced before the tread wears down significantly

NON-MARKING!!



PLEASE NOTE: Most grey tyres are also available with foam fill (puncture free), please see page 46 & 47 for sizes stocked. Other sizes of tyres are also available on indent however minimum order quantities apply



Your Partner Keeping Industry Rolling

Queensland Wheels and Castors: Unit 2, 47A Tiger Street, West Ipswich Qld 4305

GREY TYRES (FOAM FILLED & SOLID)

FOR SCOOTERS, MOBILITY DEVICES & WHEELCHAIRS



SPiRiT



POWER TRAX



POWER EXPRESS



DURO TRAP




FOAM FILLED AND SOLID GREY TYRES

Grey Tyres for scooters, wheelchairs and mobility devices are intended for both indoor and outdoor use on most surfaces. They perform in a similar manner to their black coloured equivalents except that they are non-marking so can be used on light coloured flooring and tiles without leaving marks.





- Correct tyre pressures should be checked and maintained (recommended pressure is normally branded on the side of the tyre)
- Underinflated tyres can cause an appliance/vehicle to become unstable with the potential to cause damage and injury
- Just like a motor vehicle, worn treads will mean that the tyres lose their grip – tyres should be replaced before the tread wears down significantly.

QHDC is proud to supply Primo brand grey tyres and tubes – a globally recognised, quality brand manufactured by CST (Cheng Shin Tire)

FOAM FILLED

ITEM CODE	TREAD PATTERN	BEAD WIDTH (mm)	TYRE WIDTH (mm)	TYRE DIAMETER (mm)
200X50-FF-RIB-G				
2.80/2.50-4-FF-ZZ-G	SPiRiT FF	32	93	200
3.00-4-FF-TRAP-G	POWER EDGE FF	47	102	220
3.00-8-FF-TRAX-G	DUROTRAP FF	65	106	254
12-1/2 X 2-1/4-FF-PE-G	POWERTRAX FF	48	203	356
	POWER EXPRESS FF	46	203	203

SOLID POLYURETHANE FOAM

ITEM CODE	TREAD PATTERN	BEAD WIDTH (mm)	TYRE WIDTH (mm)	TYRE DIAMETER (mm)
200X50-FF-RIB-G				
2.80/2.50-4-FF-ZZ-G	SPiRiT FF	19.8	30	200
3.00-4-FF-PLAY-G	POWER EDGE FF	19.8	30	220
	DUROTRAP FF	19.8	30	254

Your Partner Keeping Industry Rolling

Queensland Wheels and Castors: Unit 2, 47A Tiger Street, West Ipswich Qld 4305

GREY TYRES & TUBES (PNEUMATIC)

FOR SCOOTERS, MOBILITY DEVICES & WHEELCHAIRS



• TUBES FOR GREY PNEUMATIC TYRES

Tubes are available to suit most of our pneumatic wheel and tyre range and these have valve types to suit common rim styles. In general 2 piece bolt-together rims require tubes with bent brass valves and one-piece rims with a centre well require tubes with off-set rubber valves. There are some exceptions especially in smaller tyre and rim sizes. Below are some of the more common valve types – Please contact a member of our sales team for further assistance.



TR13



SW



TR87 / JS87







DIN777



WH767

• TYRES

ITEM CODE	PLY RATING	TREAD PATTERN	TYRE PRESSURE (PSI)
			
6X1-1/4-2PR-RIB-G	2	SPIRIT	36
8X1-1/4-2PR-RIB-G	2	SPIRIT	36
200X50-4PR-RIB-G	4	SPIRIT	36
2.80/2.50-4-4PR-ZZ-G	4	POWER EDGE	55
3.00-4-4PR-RIB-G	4	SPIRIT	35
3.00-4-4PR-TRAP-G	4	DUROTRAP	35
3.00-4-4PR-PLAY-G	4	POWER PLAY	35
4.10/3.50-4-4PR-STUD-G	4	NIMBLE	50
9X3.50-4-4PR-TUR-G	4	GRANDE	50
4.10/3.50-5-4PR-STUD-G	4	NIMBLE	50
4.00-5-4PR-DIA-G	4	DIAMOND	50
4.10/3.50-6-4PR-STUD-G	4	NIMBLE	50
4.10/3.50-6-4PR-KNO-G	4	ABILITY	50
3.00-8-4PR-TRAP-G	4	DUROTRAP	50
3.00-8-4PR-TRAX-G	4	POWERTRAX	50
3.00-10-4PR-TRAP-G	4	DUROTRAP	35
12-1/2 X 2-1/4-KNO-G	-	C623	36
12-1/2 X 2-1/4-PE-G	-	POWER EXPRESS	40
20X1-3/8-ORION-G	-	ORION C62	65
22X1-3/8-ORION-G	-	ORION C63	65
24X1-3/8-ORION-G	-	ORION C63	65
25X1(20-559)-C1083-G	-	RACER C1083	110
26X1(25-590)-C1025-G	-	RACER C1025	100

Your Partner Keeping Industry Rolling

Queensland Wheels and Castors: Unit 2, 47A Tiger Street, West Ipswich Qld 4305

MORE GREAT PRODUCTS

ITEMS AVAILABLE ON AN INDENT BASIS

PLEASE NOTE:

These items together with a wider selection of sizes and wheel types in addition to those shown in this catalogue are available on an indent basis only - Delivery lead times will apply. Additional freight costs may also apply depending on volume and time of shipping

PLEASE CONTACT YOUR DISTRIBUTOR OR QHDC TODAY VIA THE ABOVE CONTACTS FOR FURTHER INFORMATION

SPRING LOADED CASTORS:

GGSE-SPR SERIES



UP TO 600KGS LOAD RATING

PREMIUM HD STAINLESS STEEL

GGSE-SS SERIES



UP TO 800KGS LOAD RATING

SWIVEL HEADS:

SWIVEL HEADSS

FORGED ALLOW
STEEL AND
STAINLESS STEEL
KINGPIN AND
KINGPINLESS TYPES -
UP TO 1500kgs LOAD
RATING



SPRING LOADED CASTORS:

GHKE-SPR SERIES



UP TO 900KGS LOAD RATING

SCENE SHIFTERS:

STG-S SERIES

UP TO 600KGS LOAD RATING



ULTRA LOW PROFILE CASTORS:

LP SERIES

UP TO 270KGS LOAD RATING



Your Partner Keeping Industry Rolling

Queensland Wheels and Castors: Unit 2, 47A Tiger Street, West Ipswich Qld 4305